

## Luminaire

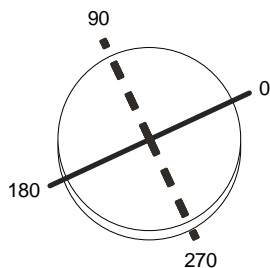
Code 0564030A+0780010A  
 Name TOLOMEO MEGA BODY BLK C/INTER. + TOLOMEO MEGA DIFF.PERG.320

## Measurerm.

Code FTS0001994  
 Name TOLOMEO MEGA BODY BLK C/INTER. + TOLOMEO MEGA DIFF.PERG.320

Luminaire Flux	2419.87 lm	Luminaire Power	150.00 W	Efficacy	16.13 lm/W	Efficiency	84.32%
Lamps Flux	2870.00 lm	Maximum value	161.33 cd/klm	Position	C=45.00 G=35.00	CG	Double Symmetrical
Round Luminaire		Diam.	320 mm	Height	225 mm		
Round Luminous Area		Diam.	320 mm	Height	225 mm		
Horizontal Luminous Area		0.080425 m2		Emitting area on Plane 180°		0.072000 m2	
Emitting area on Plane 0°		0.072000 m2		Emitting area on Plane 270°		0.072000 m2	
Emitting area on Plane 90°		0.072000 m2		Glare area at 76°		0.089318 m2	
Coordinate system		CG		Symmetry Type		Double Symmetrical	
Date		29-05-2007		Maximum Gamma Angle		180	
Measurement Distance		0.00		Measurement Flux		2870.00 lm	
64402							
C.I.E.	46 78 92 63 84			D DIN 5040	B31		
F UTE	0.53 E + 0.32 T			B NBN	BZ 5		

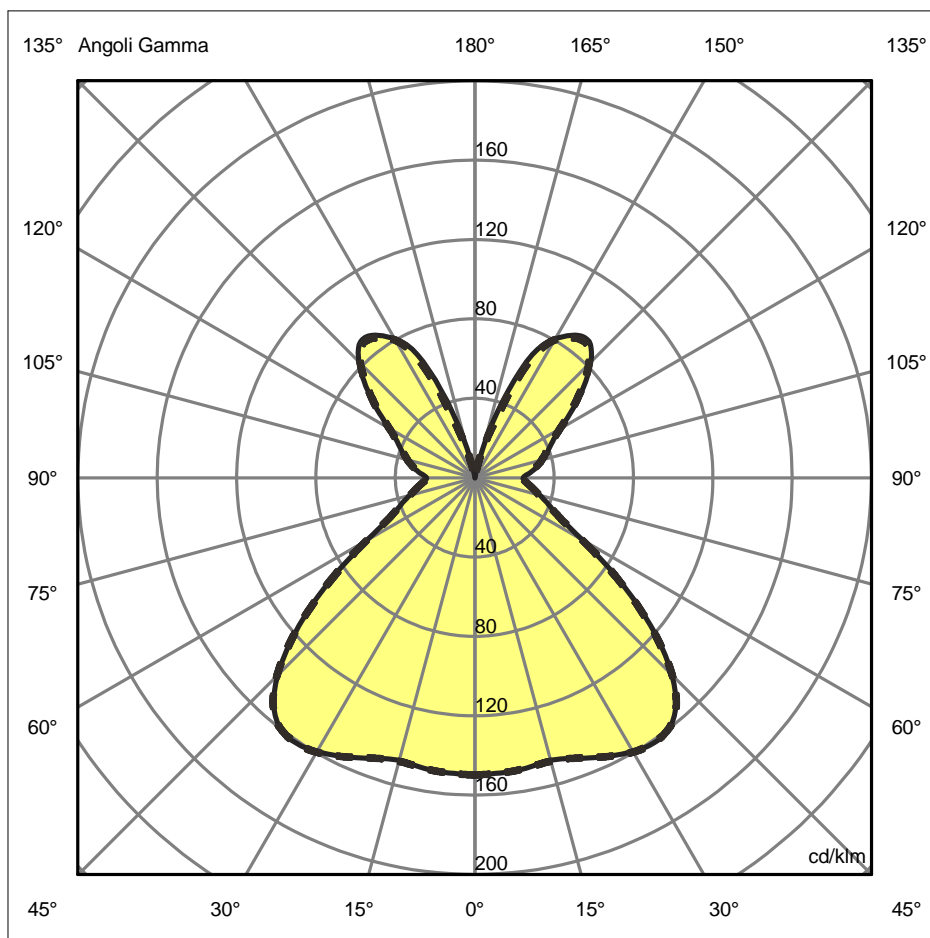
Diam=320mm



Semipiani C

180.0 ——— 0.0  
 270.0 - - - - - 90.0

ULOR 31.61 %  
 DLOR 52.71 %  
 RN 37.49 %



## Luminaire

Code 0564030A+0780010A  
 Name TOLOMEO MEGA BODY BLK C/INTER. + TOLOMEO MEGA DIFF.PERG.320

## Measurerm.

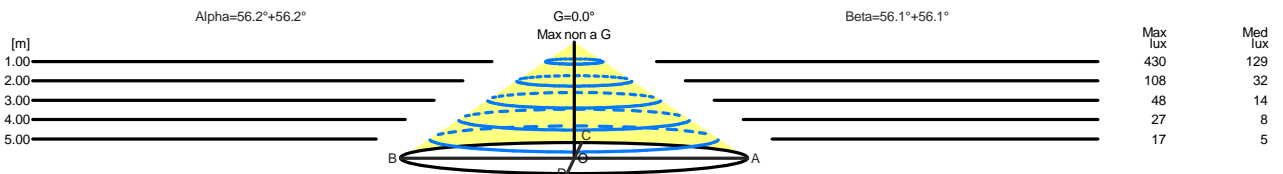
Code FTS0001994  
 Name TOLOMEO MEGA BODY BLK C/INTER. + TOLOMEO MEGA DIFF.PERG.320

Luminaire Flux	2419.87 lm	Luminaire Power	150.00 W	Efficacy	16.13 lm/W	Efficiency	84.32%
Lamps Flux	2870.00 lm	Maximum value	161.33 cd/klm	Position	C=45.00 G=35.00	CG	Double Symmetrical
Round Luminaire		Diam.	320 mm	Height	225 mm		
Round Luminous Area		Diam.	320 mm	Height	225 mm		
Horizontal Luminous Area		0.080425 m2		Emitting area on Plane 180°		0.072000 m2	
Emitting area on Plane 0°		0.072000 m2		Emitting area on Plane 270°		0.072000 m2	
Emitting area on Plane 90°		0.072000 m2		Glare area at 76°		0.089318 m2	
Coordinate system		CG		Symmetry Type		Double Symmetrical	
Date		29-05-2007		Maximum Gamma Angle		180	
Measurement Distance		0.00		Measurement Flux		2870.00 lm	
64402							
C.I.E.	46 78 92 63 84			D DIN 5040	B31		
F UTE	0.53 E + 0.32 T			B NBN	BZ 5		

### Width at 50.00 % of Max Intensity

H[m]	1.00	2.00	3.00	4.00	5.00	H[m]	1.00	2.00	3.00	4.00	5.00
OA	1.49	2.99	4.48	5.98	7.47	OC	1.49	2.98	4.47	5.96	7.45
OB	1.49	2.99	4.48	5.98	7.47	OD	1.49	2.98	4.47	5.96	7.45

	Luminous Intensities [ cd/klm ]									
	0	5	15	25	35	45	55	65	75	85
OA	430.25	428.51	423.13	445.15	463.00	403.04	250.32	134.69	97.25	75.23
OB	430.25	428.51	423.13	445.15	463.00	403.04	250.32	134.69	97.25	75.23
OC	430.25	428.87	424.68	445.57	462.63	404.15	248.72	134.88	96.77	74.67
OD	430.25	428.87	424.68	445.57	462.63	404.15	248.72	134.88	96.77	74.67



H[m]	D[m]	Max lux	Med lux	Alpha=56.2°+56.2°	G=0.0 Max non a G
1.00	2.99	430	129		
2.00	5.98	108	32		
3.00	8.97	48	14		
4.00	11.95	27	8		
5.00	14.94	17	5		

H[m]	D[m]	Max lux	Med lux	Beta=56.1°+56.1°	G=0.0 Max non a G
1.00	2.98	430	129		
2.00	5.96	108	32		
3.00	8.94	48	14		
4.00	11.91	27	8		
5.00	14.89	17	5		