

## Luminaire

Code 0762W30A+0781020A  
 Name TOLOMEO MEGA LED BODY BLK DIMM/CABLE + TOLOMEO MEGA DIFF.RASO 360- 2700K

## Measurem.

Code FTS1701391  
 Name TOLOMEO MEGA LED BODY BLK DIMM/CABLE + TOLOMEO MEGA DIFF.RASO 360- 2700K

Luminaire Flux	1786.22 lm	Luminaire Power	31.00 W	Efficacy	57.62 lm/W	Efficiency	100.00%
Lamps Flux	1786.22 lm	Maximum value	483.34 cd/klm	Position	C=0.00 G=0.00	CG	Rotosymmetrical
Round Luminaire Round Luminous Area		Diam. Diam.	360 mm 360 mm	Height Height	250 mm 250 mm		
Horizontal Luminous Area Emitting area on Plane 0° Emitting area on Plane 90°		0.101788 m2 0.090000 m2 0.090000 m2		Emitting area on Plane 180° Emitting area on Plane 270° Glare area at 76°		0.090000 m2 0.090000 m2 0.111951 m2	
Coordinate system Date Measurement Distance		CG 23-09-2016 0.00		Symmetry Type Maximum Gamma Angle Measurement Flux		Rotosymmetrical 180 1786.22 lm	

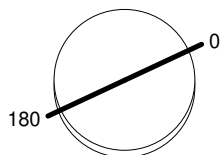
LED Flux=2722,9lm LED Power=25,6W Eff=66% EfcLed=106lm/W EfcLum=58lm/W Ra=90 SDCM=2 L70(6K)=50000h

C.I.E. 69 88 97 90 100  
 F UTE 0.90 C + 0.10 T

D DIN 5040  
 B NBN

B51  
 BZ 2 / 1.25 / BZ 3

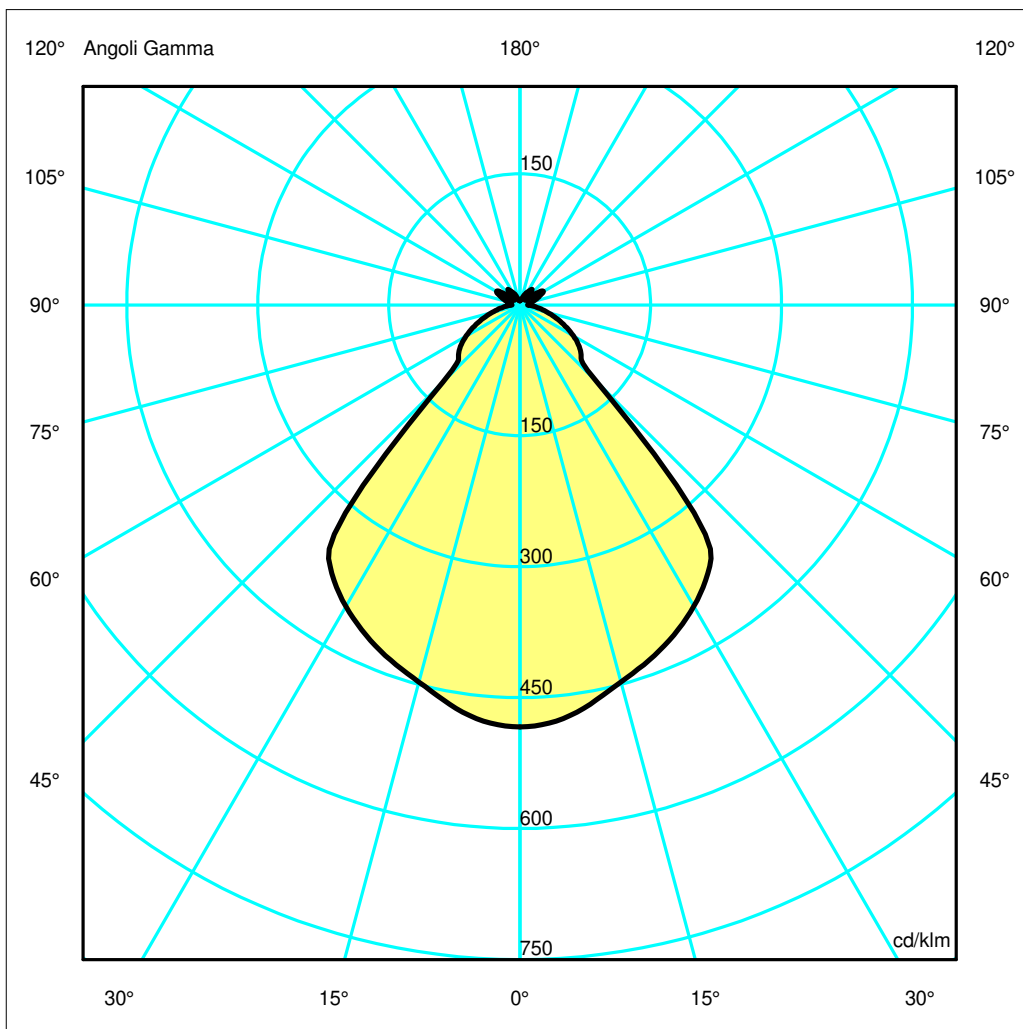
Diam=360mm



Semipiani C

180.0 ——— 0.0

ULOR 10.35 %  
 DLOR 89.65 %  
 RN 10.35 %



## Luminaire

Code 0762W30A+0781020A  
 Name TOLOMEO MEGA LED BODY BLK DIMM/CABLE + TOLOMEO MEGA DIFF.RASO 360- 2700K

## Measurement

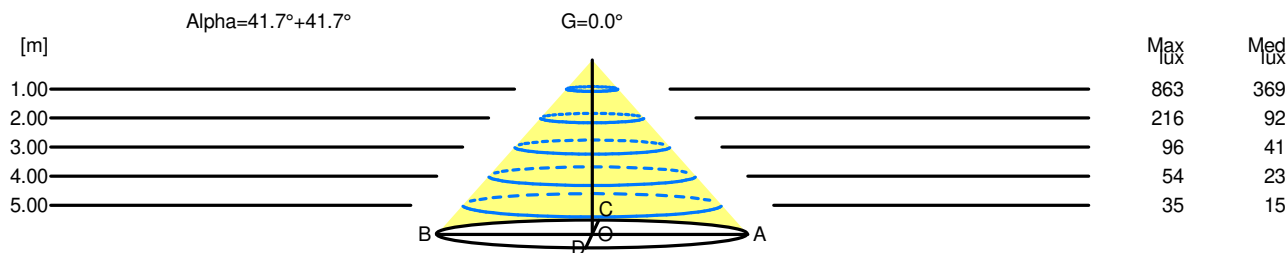
Code FTS1701391  
 Name TOLOMEO MEGA LED BODY BLK DIMM/CABLE + TOLOMEO MEGA DIFF.RASO 360- 2700K

Luminaire Flux	1786.22 lm	Luminaire Power	31.00 W	Efficacy	57.62 lm/W	Efficiency	100.00%
Lamps Flux	1786.22 lm	Maximum value	483.34 cd/klm	Position	C=0.00 G=0.00	CG	Rotosymmetrical
Round Luminaire Round Luminous Area		Diam. Diam.	360 mm 360 mm	Height Height	250 mm 250 mm		
Horizontal Luminous Area Emitting area on Plane 0° Emitting area on Plane 90°		0.101788 m2 0.090000 m2 0.090000 m2		Emitting area on Plane 180° Emitting area on Plane 270° Glare area at 76°		0.090000 m2 0.090000 m2 0.111951 m2	
Coordinate system Date Measurement Distance		CG 23-09-2016 0.00		Symmetry Type Maximum Gamma Angle Measurement Flux		Rotosymmetrical 180 1786.22 lm	
LED Flux=2722,9lm LED Power=25,6W Eff=66% EfcLed=106lm/W EfcLum=58lm/W Ra=90 SDCM=2 L70(6K)=50000h							
C.I.E. F UTE	69 88 97 90 100 0.90 C + 0.10 T			D DIN 5040 B NBN		B51 BZ 2 / 1.25 / BZ 3	

Width at 50.00 % of Max Intensity

H[m]	1.00	2.00	3.00	4.00	5.00	H[m]	1.00	2.00	3.00	4.00	5.00
OA	0.89	1.78	2.68	3.57	4.46	OC	0.89	1.78	2.68	3.57	4.46
OB	0.89	1.78	2.68	3.57	4.46	OD	0.89	1.78	2.68	3.57	4.46

	Luminous Intensities [ cd/klm]									
	0	5	15	25	35	45	55	65	75	85
OA	863.36	854.85	798.76	745.32	670.64	223.22	148.15	102.50	58.60	26.35
OB	863.36	854.85	798.76	745.32	670.64	223.22	148.15	102.50	58.60	26.35
OC	863.36	854.85	798.76	745.32	670.64	223.22	148.15	102.50	58.60	26.35
OD	863.36	854.85	798.76	745.32	670.64	223.22	148.15	102.50	58.60	26.35



H[m]	D[m]	Max lux	Med lux	Alpha=41.7°+41.7°	G=0.0
1.00	1.78	863	369		
2.00	3.57	216	92		
3.00	5.35	96	41		
4.00	7.13	54	23		
5.00	8.92	35	15		