

Luminaire

Code 0778010A+0780030A
 Name TOLOMEO MEGA BODY/DIMM + TOLOMEO MEGA DIFF.PERG.420

Measurement

Code FTS001999-A
 Name TOLOMEO MEGA BODY/DIMM + TOLOMEO MEGA DIFF.PERG.420

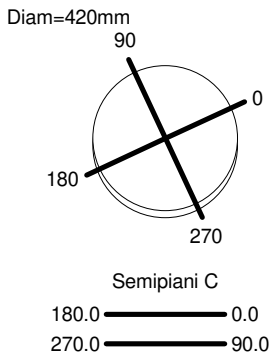
Luminaire Flux	2126 lm	Luminaire Power	21.0 W	Efficacy	101.254 lm/W	Efficiency	86.72%
Source Flux	2452 lm	Maximum value	156.16 cd/klm	Position	C=0.00 G=35.00	CG	Double Symmetrical
Round Luminaire		Diam.	420 mm	Height	295 mm		
Round Luminous Area		Diam.	420 mm	Height	295 mm		
Horizontal Luminous Area			0.138544 m ²	Emitting area on Plane 180°			0.123900 m ²
Emitting area on Plane 0°			0.123900 m ²	Emitting area on Plane 270°			0.123900 m ²
Emitting area on Plane 90°			0.123900 m ²	Glare area at 76°			0.153737 m ²
Coordinate system		CG		Symmetry Type		Double Symmetrical	
Date		22-12-2021		Maximum Gamma Angle		180	
Measurement Distance		0.00		Measurement Flux		2452 lm	

Lamping=LED DIM 1x21W (E27) CCT=2700K CRI=80

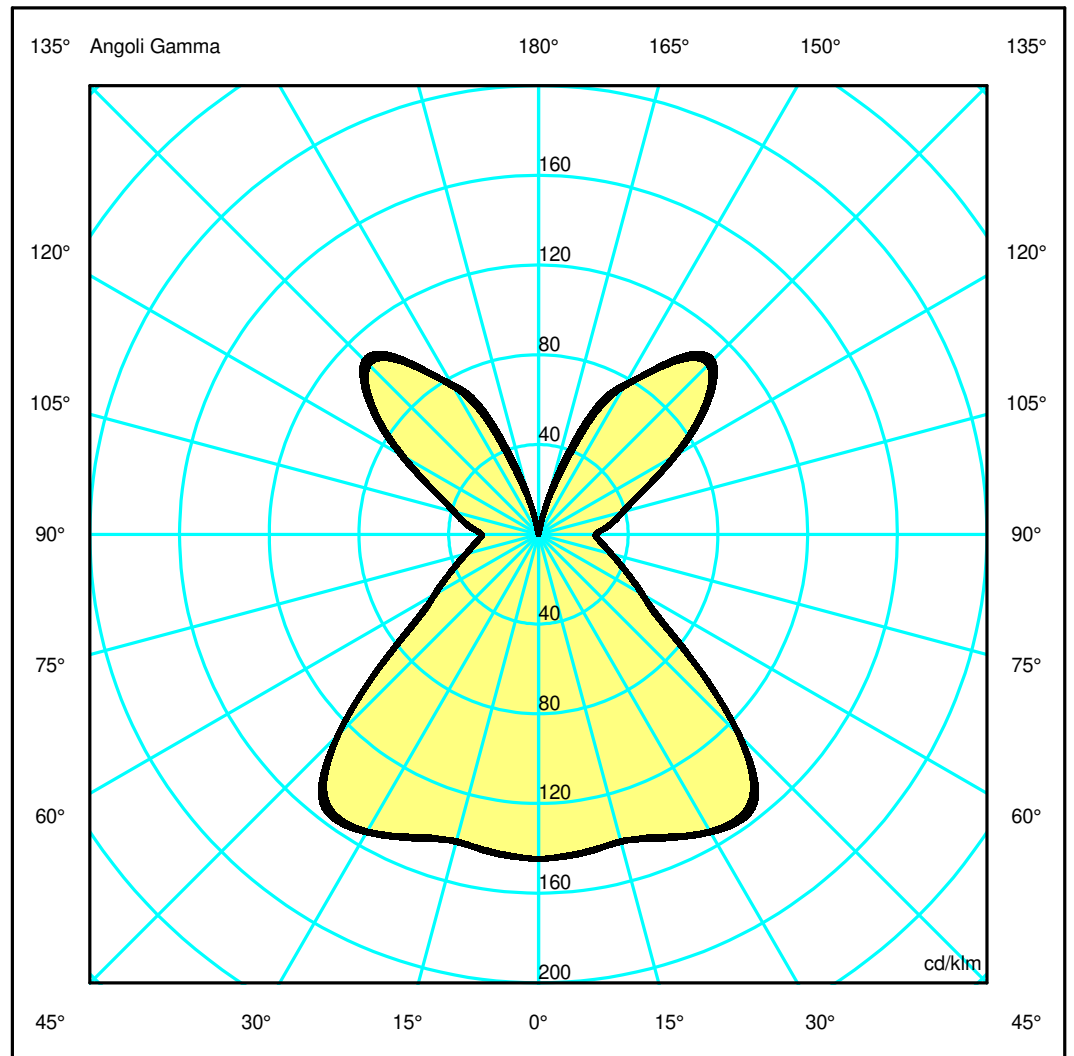
C.I.E. 48 77 91 56 87
 F UTE 0.49 E + 0.38 T

D DIN 5040
 B NBN

C31
 BZ 5



ULOR 37.86 %
 DLOR 48.85 %
 RN 43.66 %



Luminaire

Code 0778010A+0780030A
 Name TOLOMEO MEGA BODY/DIMM + TOLOMEO MEGA DIFF.PERG.420

Measurem.

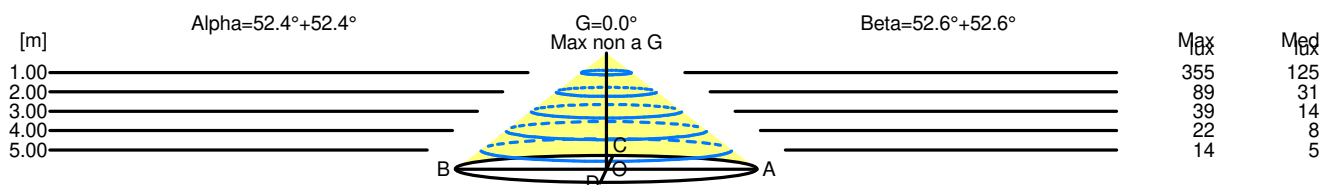
Code FTS001999-A
 Name TOLOMEO MEGA BODY/DIMM + TOLOMEO MEGA DIFF.PERG.420

Luminaire Flux	2126 lm	Luminaire Power	21.0 W	Efficacy	101.254 lm/W	Efficiency	86.72%
Source Flux	2452 lm	Maximum value	156.16 cd/klm	Position	C=0.00 G=35.00	CG	Double Symmetrical
Round Luminaire		Diam.	420 mm	Height	295 mm		
Round Luminous Area		Diam.	420 mm	Height	295 mm		
Horizontal Luminous Area		0.138544 m ²		Emitting area on Plane 180°		0.123900 m ²	
Emitting area on Plane 0°		0.123900 m ²		Emitting area on Plane 270°		0.123900 m ²	
Emitting area on Plane 90°		0.123900 m ²		Glare area at 76°		0.153737 m ²	
Coordinate system		CG		Symmetry Type		Double Symmetrical	
Date		22-12-2021		Maximum Gamma Angle		180	
Measurement Distance		0.00		Measurement Flux		2452 lm	
Lamping=LED DIM 1x21W (E27) CCT=2700K CRI=80							
C.I.E.	48 77 91 56 87			D DIN 5040	C31		
F UTE	0.49 E + 0.38 T			B NBN	BZ 5		

Width at 50.00 % of Max Intensity

H[m]	1.00	2.00	3.00	4.00	5.00	H[m]	1.00	2.00	3.00	4.00	5.00
OA	1.30	2.60	3.89	5.19	6.49	OC	1.31	2.62	3.92	5.23	6.54
OB	1.30	2.60	3.89	5.19	6.49	OD	1.31	2.62	3.92	5.23	6.54

	Luminous Intensities [cd/klm]									
	0	5	15	25	35	45	55	65	75	85
OA	354.96	353.32	347.12	365.30	382.90	309.99	160.03	111.07	82.67	66.26
OB	354.96	353.32	347.12	365.30	382.90	309.99	160.03	111.07	82.67	66.26
OC	354.96	352.44	348.00	363.73	379.45	309.56	163.69	110.55	82.07	65.59
OD	354.96	352.44	348.00	363.73	379.45	309.56	163.69	110.55	82.07	65.59



H[m]	D[m]	Max lux	Med lux	Alpha=52.4°+52.4°	G=0.0° Max non a G
1.00	2.60	355	125		
2.00	5.19	89	31		
3.00	7.79	39	14		
4.00	10.39	22	8		
5.00	12.98	14	5		

H[m]	D[m]	Max lux	Med lux	Beta=52.6°+52.6°	G=0.0° Max non a G
1.00	2.62	355	125		
2.00	5.23	89	31		
3.00	7.85	39	14		
4.00	10.47	22	8		
5.00	13.08	14	5		