

Luminaire

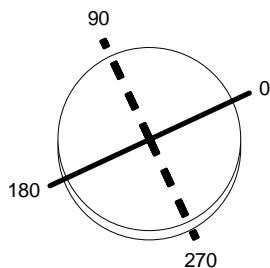
Code A010930
Name TOLOMEO MICRO solo corpo: nero

Measurerm.

Code FTS1502017
Name TOLOMEO MICRO solo corpo: nero

Luminaire Flux	243.95 lm	Luminaire Power	40.00 W	Efficacy	6.10 lm/W	Efficiency	56.73%
Lamps Flux	430.00 lm	Maximum value	210.77 cd/klm	Position	C=45.00 G=10.00	CG	Asymmetrical
Round Luminaire Round Luminous Area		Diam. Diam.	100 mm 99 mm	Height Height	80 mm 0 mm		
Horizontal Luminous Area		0.007698 m2		Emitting area on Plane 180°		0.000000 m2	
Emitting area on Plane 0°		0.000000 m2		Emitting area on Plane 270°		0.000000 m2	
Emitting area on Plane 90°		0.000000 m2		Glare area at 76°		0.001862 m2	
Coordinate system		CG		Symmetry Type		Asymmetrical	
Date		02-06-2002		Maximum Gamma Angle		180	
Measurement Distance		0.00		Measurement Flux		430.00 lm	
N40SI							
C.I.E.	55 88 98 93 57			D DIN 5040	A41		
F UTE	0.52 D + 0.04 T			B NBN	BZ 4 / 0.8 / BZ 3		

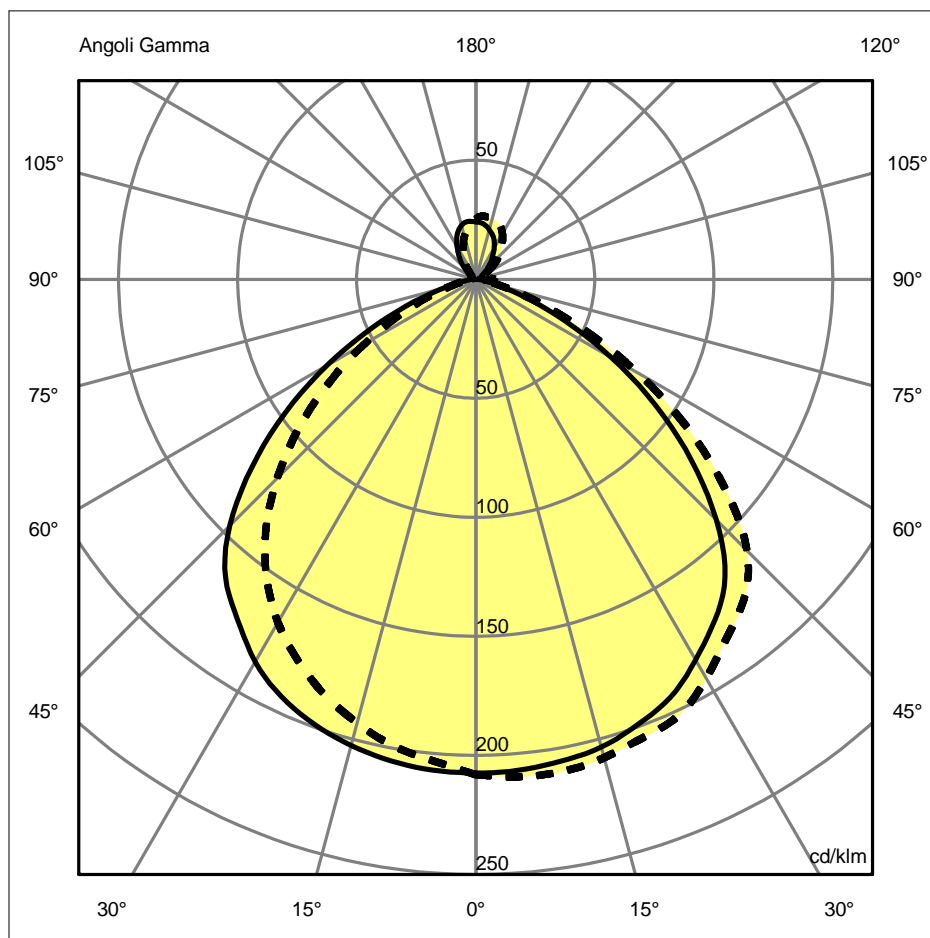
Diam=100mm



Semipiani C

180.0 ——— 0.0
270.0 - - - - 90.0

ULOR 4.24 %
DLOR 52.50 %
RN 7.47 %



Luminaire

Code A010930
Name TOLOMEO MICRO solo corpo: nero

Measurerm.

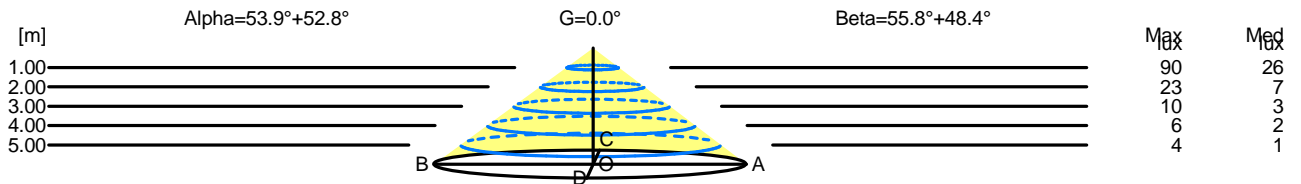
Code FTS1502017
Name TOLOMEO MICRO solo corpo: nero

Luminaire Flux	243.95 lm	Luminaire Power	40.00 W	Efficacy	6.10 lm/W	Efficiency	56.73%
Lamps Flux	430.00 lm	Maximum value	210.77 cd/klm	Position	C=45.00 G=10.00	CG	Asymmetrical
Round Luminaire Round Luminous Area		Diam. Diam.	100 mm 99 mm	Height Height	80 mm 0 mm		
Horizontal Luminous Area Emitting area on Plane 0° Emitting area on Plane 90°		0.007698 m2 0.000000 m2 0.000000 m2		Emitting area on Plane 180° Emitting area on Plane 270° Glare area at 76°		0.000000 m2 0.000000 m2 0.001862 m2	
Coordinate system Date Measurement Distance		CG 02-06-2002 0.00		Symmetry Type Maximum Gamma Angle Measurement Flux		Asymmetrical 180 430.00 lm	
N40SI							
C.I.E. F UTE	55 88 98 93 57 0.52 D + 0.04 T			D DIN 5040 B NBN	A41 BZ 4 / 0.8 / BZ 3		

Width at 50.00 % of Max Intensity

H[m]	1.00	2.00	3.00	4.00	5.00	H[m]	1.00	2.00	3.00	4.00	5.00
OA	1.32	2.64	3.95	5.27	6.59	OC	1.47	2.94	4.41	5.88	7.34
OB	1.37	2.74	4.11	5.48	6.84	OD	1.13	2.25	3.38	4.50	5.63

	Luminous Intensities [cd/klm]									
	0	5	15	25	35	45	55	65	75	85
OA	89.17	88.99	87.48	83.24	75.20	61.39	39.63	17.83	4.12	0.87
OB	89.17	88.97	87.13	83.11	75.00	62.83	42.07	20.59	5.85	1.34
OC	89.49	90.18	89.49	86.89	79.09	69.30	46.50	21.53	5.16	0.94
OD	89.49	87.33	82.92	75.97	65.82	50.62	32.04	14.83	4.46	1.24



H[m]	D[m]	Max lux	Med lux	Alpha=53.9°+52.8°	G=0.0
1.00	2.69	90	26		
2.00	5.37	23	7		
3.00	8.06	10	3		
4.00	10.75	6	2		
5.00	13.43	4	1		

H[m]	D[m]	Max lux	Med lux	Beta=48.4°+55.8°	G=0.0
1.00	2.59	90	26		
2.00	5.19	23	7		
3.00	7.78	10	3		
4.00	10.38	6	2		
5.00	12.97	4	1		

Luminaire

Code A010930
Name TOLOMEO MICRO solo corpo: nero

Measurement

Code FTS1502017
Name TOLOMEO MICRO solo corpo: nero

Luminaire Flux	243.95 lm	Luminaire Power	40.00 W	Efficacy	6.10 lm/W	Efficiency	56.73%
Lamps Flux	430.00 lm	Maximum value	210.77 cd/klm	Position	C=45.00 G=10.00	CG	Asymmetrical

UGR
S = 0.250

Reflectancies										
Ceiling/Cavity	0.7	0.7	0.5	0.5	0.3	0.7	0.7	0.5	0.5	0.3
Walls	0.5	0.3	0.5	0.3	0.3	0.5	0.3	0.5	0.3	0.3
WorkingPlane	0.2	0.2	0.2	0.2	0.2	0.2	0.2	0.2	0.2	0.2
RoomDimensions	ViewedCrosswise					ViewedEndwise				
x=2H y=2H	19.6	20.7	20.0	21.1	20.0	18.1	19.2	18.5	19.6	20.0
x=2H y=3H	20.2	21.2	20.6	21.6	20.3	18.6	19.6	19.0	19.9	20.3
x=2H y=4H	20.3	21.2	20.8	21.7	20.4	18.6	19.6	19.1	20.0	20.4
x=2H y=6H	20.3	21.2	20.8	21.6	20.4	18.6	19.5	19.1	19.9	20.4
x=2H y=8H	20.3	21.1	20.8	21.6	20.4	18.6	19.5	19.1	19.9	20.4
x=2H y=12H	20.3	21.1	20.8	21.5	20.3	18.6	19.4	19.1	19.9	20.3
x=4H y=2H	20.0	20.9	20.4	21.3	20.4	18.6	19.5	19.0	19.9	20.4
x=4H y=3H	20.7	21.5	21.2	21.9	20.9	19.2	19.9	19.7	20.4	20.9
x=4H y=4H	20.8	21.5	21.3	22.0	21.0	19.3	20.0	19.8	20.4	21.0
x=4H y=6H	20.9	21.5	21.4	22.0	21.0	19.3	19.9	19.9	20.4	21.0
x=4H y=8H	20.9	21.4	21.4	21.9	21.0	19.4	19.9	19.9	20.4	21.0
x=4H y=12H	20.9	21.4	21.5	21.9	21.0	19.4	19.8	19.9	20.4	21.0
x=8H y=4H	20.9	21.4	21.4	21.9	20.9	19.3	19.8	19.8	20.4	20.9
x=8H y=6H	20.9	21.4	21.5	21.9	21.0	19.4	19.8	20.0	20.4	21.0
x=8H y=8H	20.9	21.3	21.5	21.9	21.0	19.4	19.8	20.0	20.4	21.0
x=8H y=12H	21.0	21.3	21.6	21.9	21.0	19.5	19.8	20.1	20.4	21.0
x=12H y=4H	20.8	21.3	21.4	21.8	20.9	19.3	19.8	19.9	20.3	20.9
x=12H y=6H	20.9	21.3	21.5	21.9	21.0	19.4	19.8	20.0	20.3	21.0
x=12H y=8H	20.9	21.3	21.5	21.8	21.0	19.4	19.8	20.0	20.4	21.0