

Luminaire

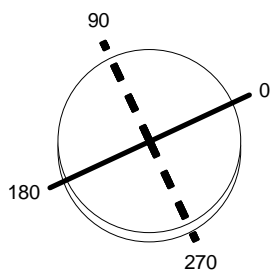
Code A004430
Name TOLOMEO TAVOLO HALO: corpo lampada nero

Measurerm.

Code FTS1501993
Name TOLOMEO TAVOLO HALO: corpo lampada nero

Luminaire Flux	804.35 lm	Luminaire Power	100.00 W	Efficacy	8.04 lm/W	Efficiency	58.29%
Lamps Flux	1380.00 lm	Maximum value	199.70 cd/klm	Position	C=270.00 G=30.00	CG	Asymmetrical
Round Luminaire		Diam.	145 mm	Height	90 mm		
Round Luminous Area		Diam.	140 mm	Height	0 mm		
Horizontal Luminous Area		0.015394 m2		Emitting area on Plane 180°		0.000000 m2	
Emitting area on Plane 0°		0.000000 m2		Emitting area on Plane 270°		0.000000 m2	
Emitting area on Plane 90°		0.000000 m2		Glare area at 76°		0.003724 m2	
Coordinate system		CG		Symmetry Type		Asymmetrical	
Date		01-08-1995		Maximum Gamma Angle		180	
Measurement Distance		0.00		Measurement Flux		1380.00 lm	
N100							
C.I.E.	47 83 98 96 58			D DIN 5040	A31		
F UTE	0.56 F + 0.03 T			B NBN	BZ 5 / 0.8 / BZ 4		

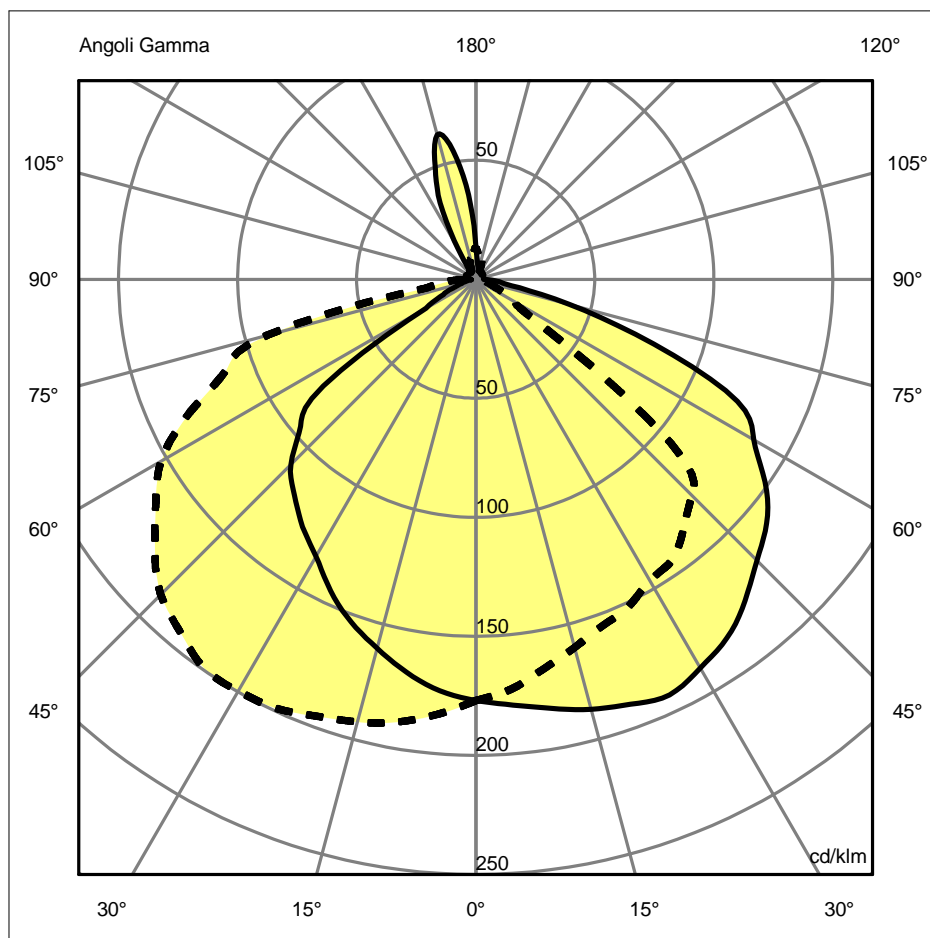
Diam=145mm



Semipiani C

180.0 ——— 0.0
270.0 - - - - 90.0

ULOR 2.54 %
DLOR 55.74 %
RN 4.36 %



Luminaire

Code A004430
Name TOLOMEO TAVOLO HALO: corpo lampada nero

Measurment.

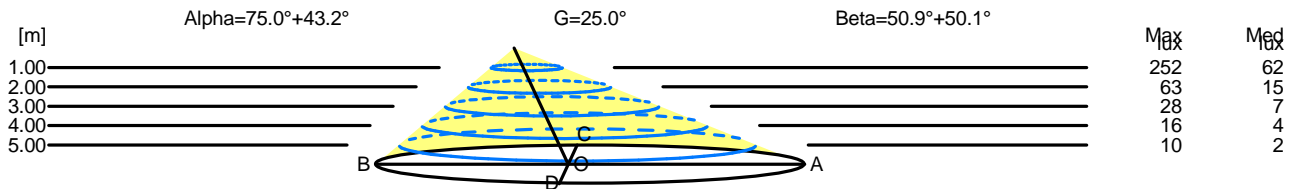
Code FTS1501993
Name TOLOMEO TAVOLO HALO: corpo lampada nero

Luminaire Flux	804.35 lm	Luminaire Power	100.00 W	Efficacy	8.04 lm/W	Efficiency	58.29%
Lamps Flux	1380.00 lm	Maximum value	199.70 cd/klm	Position	C=270.00 G=30.00	CG	Asymmetrical
Round Luminaire		Diam.	145 mm	Height	90 mm		
Round Luminous Area		Diam.	140 mm	Height	0 mm		
Horizontal Luminous Area		0.015394 m2		Emitting area on Plane 180°		0.000000 m2	
Emitting area on Plane 0°		0.000000 m2		Emitting area on Plane 270°		0.000000 m2	
Emitting area on Plane 90°		0.000000 m2		Glare area at 76°		0.003724 m2	
Coordinate system		CG		Symmetry Type		Asymmetrical	
Date		01-08-1995		Maximum Gamma Angle		180	
Measurement Distance		0.00		Measurement Flux		1380.00 lm	
N100							
C.I.E.	47 83 98 96 58			D DIN 5040	A31		
F UTE	0.56 F + 0.03 T			B NBN	BZ 5 / 0.8 / BZ 4		

Width at 50.00 % of Max Intensity

H[m]	1.00	2.00	3.00	4.00	5.00	H[m]	1.00	2.00	3.00	4.00	5.00
OA	2.03	4.07	6.10	8.14	10.17	OC	1.36	2.71	4.07	5.43	6.79
OB	1.66	3.31	4.97	6.62	8.28	OD	1.32	2.64	3.95	5.27	6.59

	Luminous Intensities [cd/klm]									
	0	5	15	25	35	45	55	65	75	85
OA	244.15	247.68	257.96	265.66	253.78	230.34	204.63	167.37	56.22	12.53
OB	244.15	239.32	221.34	199.16	175.08	151.62	107.94	20.56	8.03	2.57
OC	244.15	238.37	221.05	209.50	198.58	177.41	47.15	16.68	6.42	2.57
OD	244.15	253.12	265.64	274.30	274.94	258.25	226.50	182.86	124.81	16.04



H[m]	D[m]	Max lux	Med lux	Alpha=75.0°+43.2°	G=25.0
1.00	3.69	252	62		
2.00	7.38	63	15		
3.00	11.07	28	7		
4.00	14.76	16	4		
5.00	18.45	10	2		

H[m]	D[m]	Max lux	Med lux	Beta=50.1°+50.9°	G=0.0
1.00	2.68	252	62		
2.00	5.35	63	15		
3.00	8.03	28	7		
4.00	10.70	16	4		
5.00	13.38	10	2		

Luminaire

Code A004430
Name TOLOMEO TAVOLO HALO: corpo lampada nero

Measurement

Code FTS1501993
Name TOLOMEO TAVOLO HALO: corpo lampada nero

Luminaire Flux	804.35 lm	Luminaire Power	100.00 W	Efficacy	8.04 lm/W	Efficiency	58.29%
Lamps Flux	1380.00 lm	Maximum value	199.70 cd/klm	Position	C=270.00 G=30.00	CG	Asymmetrical

UGR
S = 0.250

Reflectancies										
Ceiling/Cavity	0.7	0.7	0.5	0.5	0.3	0.7	0.7	0.5	0.5	0.3
Walls	0.5	0.3	0.5	0.3	0.3	0.5	0.3	0.5	0.3	0.3
WorkingPlane	0.2	0.2	0.2	0.2	0.2	0.2	0.2	0.2	0.2	0.2
RoomDimensions	ViewedCrosswise					ViewedEndwise				
x=2H y=2H	20.2	21.5	20.5	21.8	25.6	23.8	25.0	24.1	25.3	25.6
x=2H y=3H	20.2	21.3	20.6	21.7	27.9	26.1	27.2	26.5	27.6	27.9
x=2H y=4H	20.2	21.2	20.6	21.6	29.0	27.2	28.2	27.6	28.6	29.0
x=2H y=6H	20.1	21.1	20.6	21.5	29.3	27.5	28.5	27.9	28.8	29.3
x=2H y=8H	20.1	21.0	20.5	21.4	29.2	27.5	28.5	28.0	28.8	29.2
x=2H y=12H	20.1	21.0	20.5	21.4	29.3	27.6	28.4	28.0	28.9	29.3
x=4H y=2H	21.9	23.0	22.3	23.3	26.0	24.2	25.3	24.6	25.7	26.0
x=4H y=3H	22.0	22.8	22.4	23.2	28.3	26.6	27.5	27.0	27.9	28.3
x=4H y=4H	21.9	22.7	22.4	23.2	29.2	27.5	28.3	28.0	28.7	29.2
x=4H y=6H	21.9	22.6	22.4	23.1	29.5	27.9	28.5	28.4	29.0	29.5
x=4H y=8H	21.9	22.5	22.4	23.0	29.5	27.9	28.5	28.4	29.0	29.5
x=4H y=12H	21.9	22.4	22.4	22.9	29.5	28.0	28.5	28.5	29.0	29.5
x=8H y=4H	22.4	23.0	22.9	23.5	29.0	27.4	28.1	27.9	28.5	29.0
x=8H y=6H	22.4	23.0	23.0	23.5	29.3	27.8	28.3	28.3	28.8	29.3
x=8H y=8H	22.4	22.9	23.0	23.4	29.4	27.8	28.3	28.4	28.8	29.4
x=8H y=12H	22.4	22.8	23.0	23.3	29.5	27.9	28.3	28.5	28.8	29.5
x=12H y=4H	22.4	23.0	22.9	23.5	29.0	27.4	28.0	27.9	28.4	29.0
x=12H y=6H	22.5	22.9	23.0	23.4	29.3	27.8	28.2	28.3	28.7	29.3
x=12H y=8H	22.5	22.9	23.0	23.4	29.3	27.8	28.2	28.4	28.7	29.3