

Luminaire

Code BQ30201
Name VECTOR 55 CEILING 930 FL WHT

Measurerm.

Code FTS2102868
Name VECTOR 55 CEILING 930 FL WHT

| | | | | | | | |
|----------------------------|---------|-----------------|----------------|-----------------------------|---------------|-----------------|-----------------|
| Luminaire Flux | 1721 lm | Luminaire Power | 24.0 W | Efficacy | 71.718 lm/W | Efficiency | 100.00% |
| Source Flux | 1721 lm | Maximum value | 5833.50 cd/klm | Position | C=0.00 G=0.00 | CG | Rotosymmetrical |
| Round Luminaire | | Diam. | 55 mm | Height | 130 mm | | |
| Round Luminous Area | | Diam. | 46 mm | Height | 0 mm | | |
| Horizontal Luminous Area | | 0.001662 m2 | | Emitting area on Plane 180° | | 0.000000 m2 | |
| Emitting area on Plane 0° | | 0.000000 m2 | | Emitting area on Plane 270° | | 0.000000 m2 | |
| Emitting area on Plane 90° | | 0.000000 m2 | | Glare area at 76° | | 0.000402 m2 | |
| Coordinate system | | CG | | Symmetry Type | | Rotosymmetrical | |
| Date | | 27-09-2021 | | Maximum Gamma Angle | | 180 | |
| Measurement Distance | | 0.00 | | Measurement Flux | | 1721 lm | |

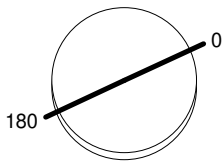
LED Flux=2346lm LED Power=21W Eff=73% EfcLed=110lm/W EfcLum=72lm/W CCT=3000K Ra=90 SDCM=3 L70(6K)=50000h

C.I.E. 99 100 100 100 100
F UTE --

D DIN 5040
B NBN

A60
BZ 1

Diam=55mm



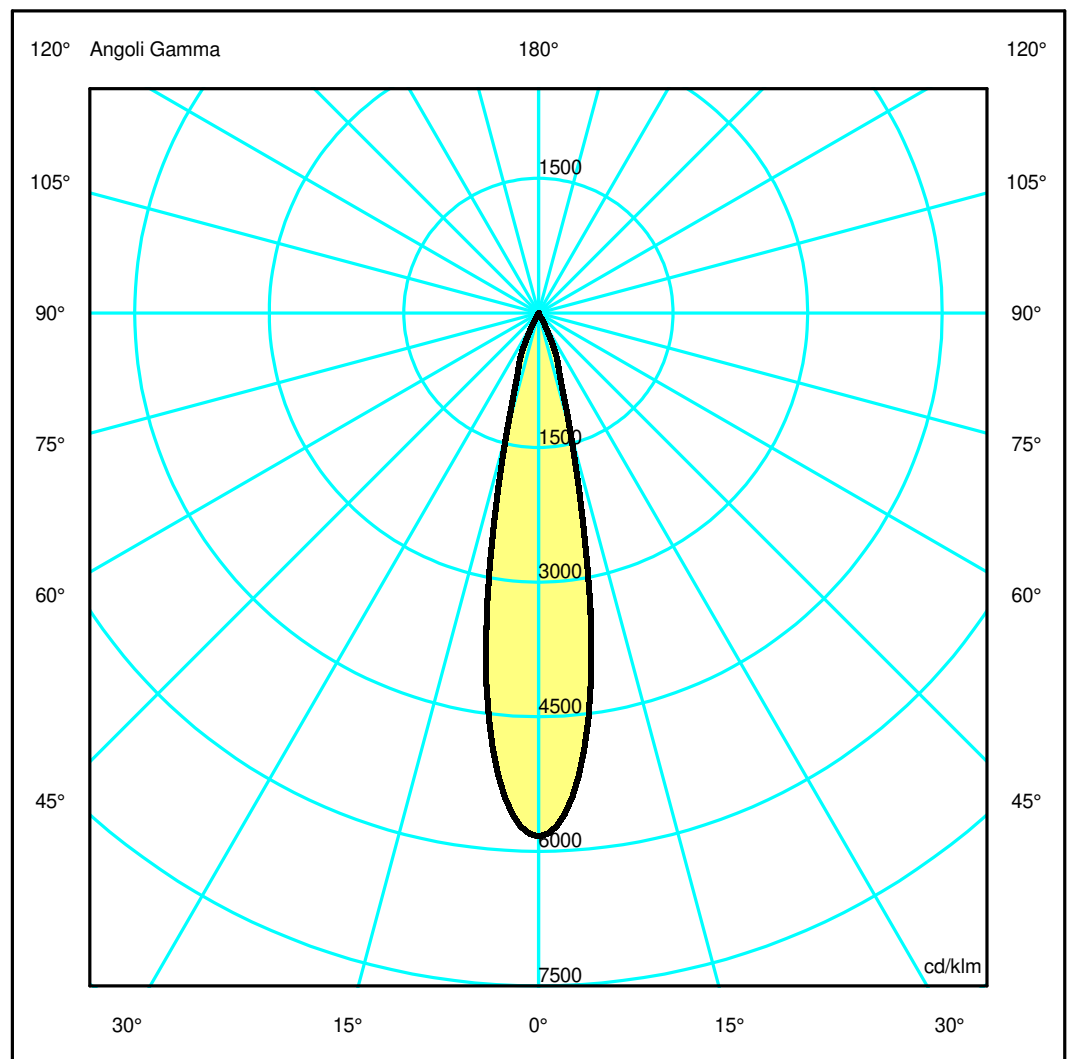
Semipiani C

180.0 ——— 0.0

ULOR 0.00 %

DLOR100.00 %

RN 0.00 %



Luminaire

Code BQ30201
Name VECTOR 55 CEILING 930 FL WHT

Measur.

Code FTS2102868
Name VECTOR 55 CEILING 930 FL WHT

| | | | | | | | |
|----------------------------|---------|-----------------|----------------|-----------------------------|---------------|-----------------|-----------------|
| Luminaire Flux | 1721 lm | Luminaire Power | 24.0 W | Efficacy | 71.718 lm/W | Efficiency | 100.00% |
| Source Flux | 1721 lm | Maximum value | 5833.50 cd/klm | Position | C=0.00 G=0.00 | CG | Rotosymmetrical |
| Round Luminaire | | Diam. | 55 mm | Height | 130 mm | | |
| Round Luminous Area | | Diam. | 46 mm | Height | 0 mm | | |
| Horizontal Luminous Area | | 0.001662 m2 | | Emitting area on Plane 180° | | 0.000000 m2 | |
| Emitting area on Plane 0° | | 0.000000 m2 | | Emitting area on Plane 270° | | 0.000000 m2 | |
| Emitting area on Plane 90° | | 0.000000 m2 | | Glare area at 76° | | 0.000402 m2 | |
| Coordinate system | | CG | | Symmetry Type | | Rotosymmetrical | |
| Date | | 27-09-2021 | | Maximum Gamma Angle | | 180 | |
| Measurement Distance | | 0.00 | | Measurement Flux | | 1721 lm | |

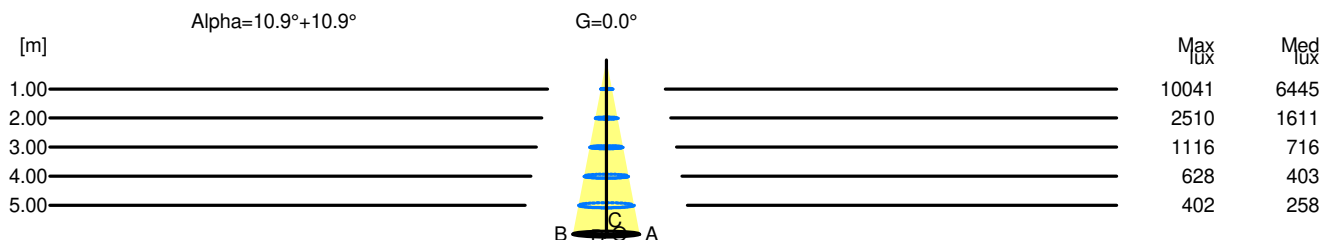
LED Flux=2346lm LED Power=21W Eff=73% EfcLed=110lm/W EfcLum=72lm/W CCT=3000K Ra=90 SDCM=3 L70(6K)=50000h

| | | | | | | | |
|--------|----|-----|-----|-----|-----|------------|------|
| C.I.E. | 99 | 100 | 100 | 100 | 100 | D DIN 5040 | A60 |
| F UTE | -- | | | | | B NBN | BZ 1 |

Width at 50.00 % of Max Intensity

| H[m] | 1.00 | 2.00 | 3.00 | 4.00 | 5.00 | H[m] | 1.00 | 2.00 | 3.00 | 4.00 | 5.00 |
|------|------|------|------|------|------|------|------|------|------|------|------|
| OA | 0.19 | 0.38 | 0.58 | 0.77 | 0.96 | OC | 0.19 | 0.38 | 0.58 | 0.77 | 0.96 |
| OB | 0.19 | 0.38 | 0.58 | 0.77 | 0.96 | OD | 0.19 | 0.38 | 0.58 | 0.77 | 0.96 |

| | Luminous Intensities [cd/klm] | | | | | | | | | |
|----|--------------------------------|---------|---------|--------|-------|------|------|------|------|------|
| | 0 | 5 | 15 | 25 | 35 | 45 | 55 | 65 | 75 | 85 |
| OA | 10040.86 | 8899.38 | 2353.13 | 557.68 | 16.13 | 6.93 | 4.04 | 2.73 | 1.48 | 0.53 |
| OB | 10040.86 | 8899.38 | 2353.13 | 557.68 | 16.13 | 6.93 | 4.04 | 2.73 | 1.48 | 0.53 |
| OC | 10040.86 | 8899.38 | 2353.13 | 557.68 | 16.13 | 6.93 | 4.04 | 2.73 | 1.48 | 0.53 |
| OD | 10040.86 | 8899.38 | 2353.13 | 557.68 | 16.13 | 6.93 | 4.04 | 2.73 | 1.48 | 0.53 |



| H[m] | D[m] | Max lux | Med lux | Alpha=10.9°+10.9° | G=0.0 |
|------|------|---------|---------|-------------------|-------|
| 1.00 | 0.38 | 10041 | 6445 | | |
| 2.00 | 0.77 | 2510 | 1611 | | |
| 3.00 | 1.15 | 1116 | 716 | | |
| 4.00 | 1.53 | 628 | 403 | | |
| 5.00 | 1.92 | 402 | 258 | | |