

Luminaire

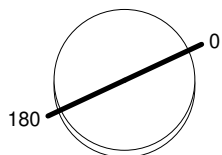
Code AP01104+AP90400
Name VECTOR 40 MAGNET 927 SP DALI NRO + ANTI-DAZZLE LOUVRE

Measurem.

Code FTS2001280
Name VECTOR 40 MAGNET 927 SP DALI NRO + ANTI-DAZZLE LOUVRE

Luminaire Flux	335.87 lm	Luminaire Power	10.00 W	Efficacy	33.59 lm/W	Efficiency	100.00%
Lamps Flux	335.87 lm	Maximum value	11319.28 cd/klm	Position	C=0.00 G=0.00	CG	Rotosymmetrical
Round Luminaire Round Luminous Area		Diam. Diam.	40 mm 27 mm	Height Height	103 mm 0 mm		
Horizontal Luminous Area Emitting area on Plane 0° Emitting area on Plane 90°		0.000573 m2 0.000000 m2 0.000000 m2		Emitting area on Plane 180° Emitting area on Plane 270° Glare area at 76°		0.000000 m2 0.000000 m2 0.000139 m2	
Coordinate system Date Measurement Distance		CG 11-05-2018 0.00		Symmetry Type Maximum Gamma Angle Measurement Flux		Rotosymmetrical 180 335.87 lm	
LED Flux=623,6lm LED Power=8W Eff=54% EfcLed=78lm/W EfcLum=34lm/W CCT=2700K Ra=90 SDCM=3 L70(6K)=50000h							
C.I.E. F UTE	99 --	100 --	100 --	100 --	D DIN 5040 B NBN	A60 BZ 1	

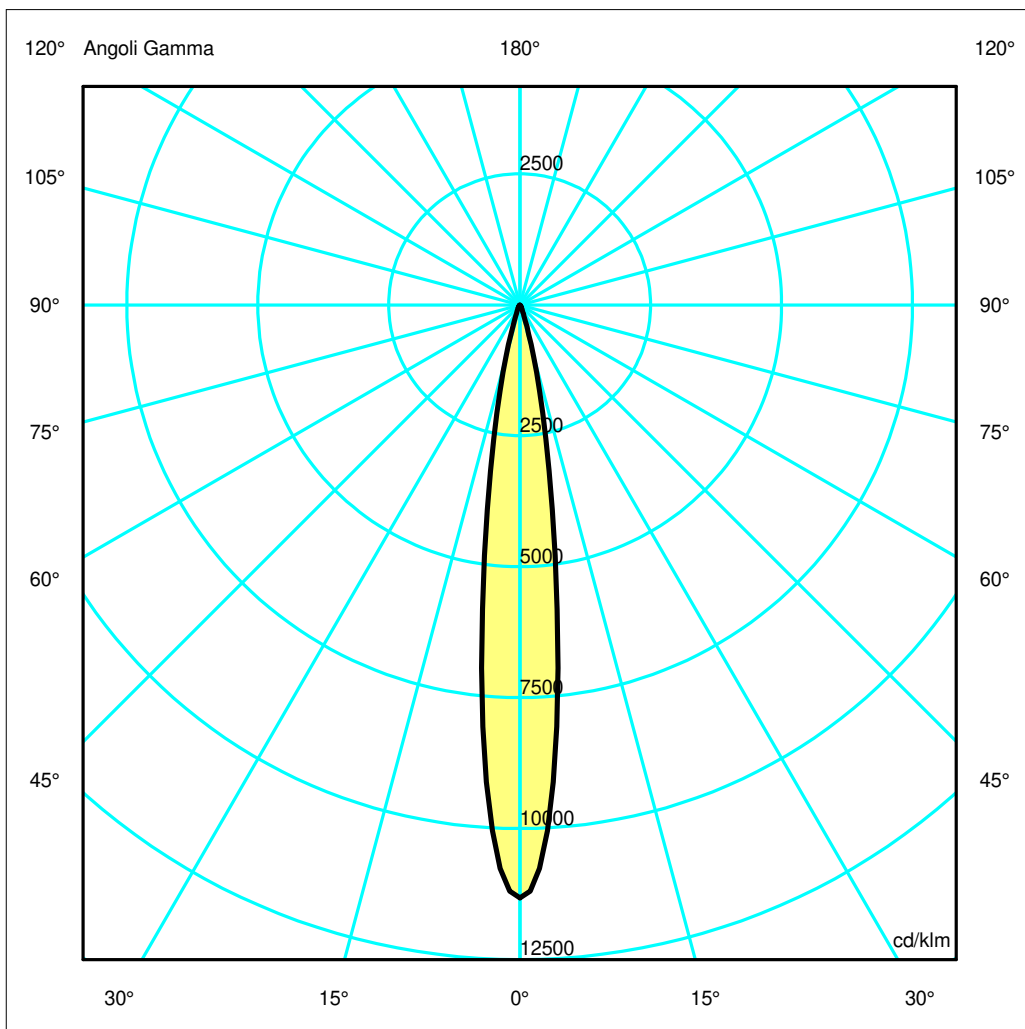
Diam=40mm



Semipiani C

180.0 ——— 0.0

ULOR 0.00 %
DLOR 100.00 %
RN 0.00 %



Luminaire

Code AP01104+AP90400
Name VECTOR 40 MAGNET 927 SP DALI NRO + ANTI-DAZZLE LOUVRE

Measurement

Code FTS2001280
Name VECTOR 40 MAGNET 927 SP DALI NRO + ANTI-DAZZLE LOUVRE

Luminaire Flux	335.87 lm	Luminaire Power	10.00 W	Efficacy	33.59 lm/W	Efficiency	100.00%
Lamps Flux	335.87 lm	Maximum value	11319.28 cd/klm	Position	C=0.00 G=0.00	CG	Rotosymmetrical
Round Luminaire		Diam.	40 mm	Height	103 mm		
Round Luminous Area		Diam.	27 mm	Height	0 mm		
Horizontal Luminous Area	0.000573 m2			Emitting area on Plane 180°		0.000000 m2	
Emitting area on Plane 0°	0.000000 m2			Emitting area on Plane 270°		0.000000 m2	
Emitting area on Plane 90°	0.000000 m2			Glare area at 76°		0.000139 m2	
Coordinate system	CG			Symmetry Type		Rotosymmetrical	
Date	11-05-2018			Maximum Gamma Angle		180	
Measurement Distance	0.00			Measurement Flux		335.87 lm	

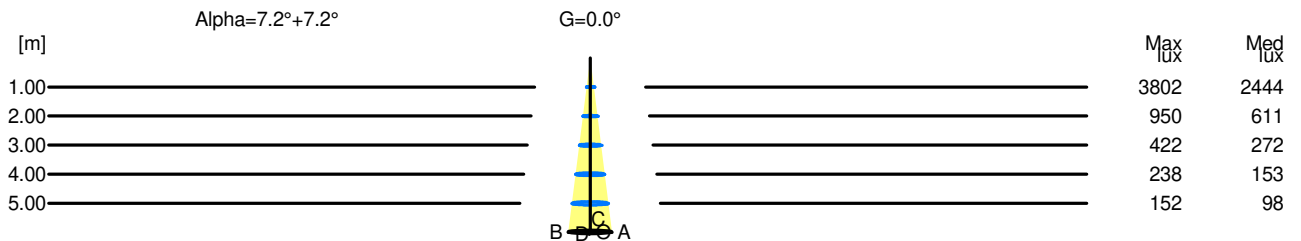
LED Flux=623,6lm LED Power=8W Eff=54% EfcLed=78lm/W EfcLum=34lm/W CCT=2700K Ra=90 SDCM=3 L70(6K)=50000h

C.I.E.	99	100	100	100	100	D DIN 5040	A60
F UTE	--					B NBN	BZ 1

Width at 50.00 % of Max Intensity

H[m]	1.00	2.00	3.00	4.00	5.00	H[m]	1.00	2.00	3.00	4.00	5.00
OA	0.13	0.25	0.38	0.50	0.63	OC	0.13	0.25	0.38	0.50	0.63
OB	0.13	0.25	0.38	0.50	0.63	OD	0.13	0.25	0.38	0.50	0.63

	Luminous Intensities [cd/klm]									
	0	5	15	25	35	45	55	65	75	85
OA	3801.81	2714.74	346.89	37.56	9.66	2.18	0.54	0.21	0.17	0.15
OB	3801.81	2714.74	346.89	37.56	9.66	2.18	0.54	0.21	0.17	0.15
OC	3801.81	2714.74	346.89	37.56	9.66	2.18	0.54	0.21	0.17	0.15
OD	3801.81	2714.74	346.89	37.56	9.66	2.18	0.54	0.21	0.17	0.15



H[m]	D[m]	Max lux	Med lux	Alpha=7.2°+7.2°	G=0.0
1.00	0.25	3802	2444		
2.00	0.50	950	611		
3.00	0.76	422	272		
4.00	1.01	238	153		
5.00	1.26	152	98		