

Luminaire

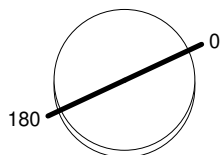
Code AP11320
Name VECTOR 55 MAGNET 927 WF DALI BR.BRONZE

Measurem.

Code FTS1801596
Name VECTOR 55 MAGNET 927 WF DALI BR.BRONZE

Luminaire Flux	1534.07 lm	Luminaire Power	26.00 W	Efficacy	59.00 lm/W	Efficiency	100.00%
Lamps Flux	1534.07 lm	Maximum value	3174.36 cd/klm	Position	C=0.00 G=0.00	CG	Rotosymmetrical
Round Luminaire Round Luminous Area	Diam. 55 mm Diam. 45 mm	Height	135 mm	Height	0 mm		
Horizontal Luminous Area	0.001590 m2	Emitting area on Plane 180°	0.000000 m2	Emitting area on Plane 270°	0.000000 m2		
Emitting area on Plane 0°	0.000000 m2	Emitting area on Plane 90°	0.000000 m2	Glare area at 76°	0.000385 m2		
Coordinate system	CG	Symmetry Type	Maximum Gamma Angle	Measurement Flux	180	Rotosymmetrical	
Date	06-12-2017	Measurement Flux	1534.07 lm				
Measurement Distance	0.00						
LED Flux=2254lm LED Power=21W Eff=68% EfcLed=107lm/W EfcLum=59lm/W CCT=2700K Ra=90 SDCM=3 L70(6K)=50000h							
C.I.E.	99 100 100 100 100	D DIN 5040	A60				
F UTE	--	B NBN	BZ 1				

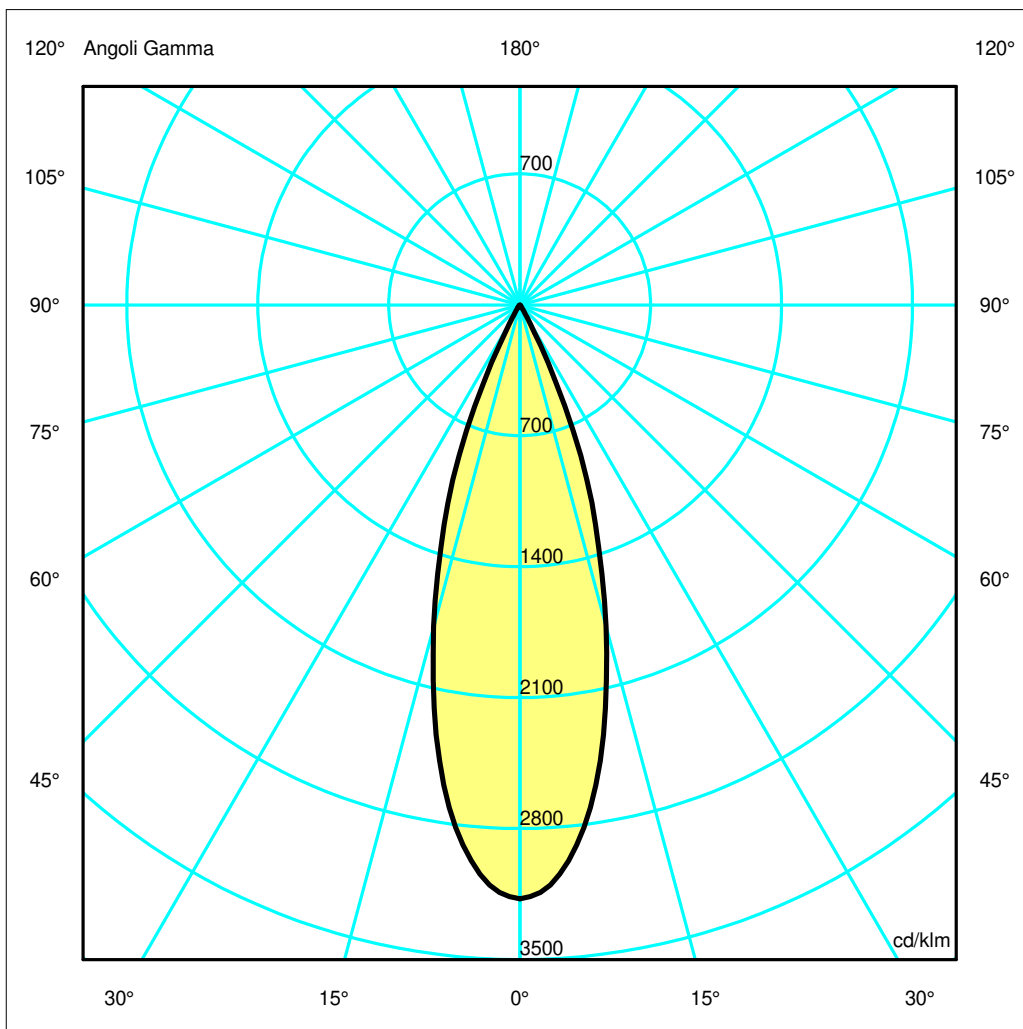
Diam=55mm



Semipiani C

180.0 ——— 0.0

ULOR 0.00 %
DLOR100.00 %
RN 0.00 %



Luminaire

Code AP11320
Name VECTOR 55 MAGNET 927 WF DALI BR.BRONZE

Measurement

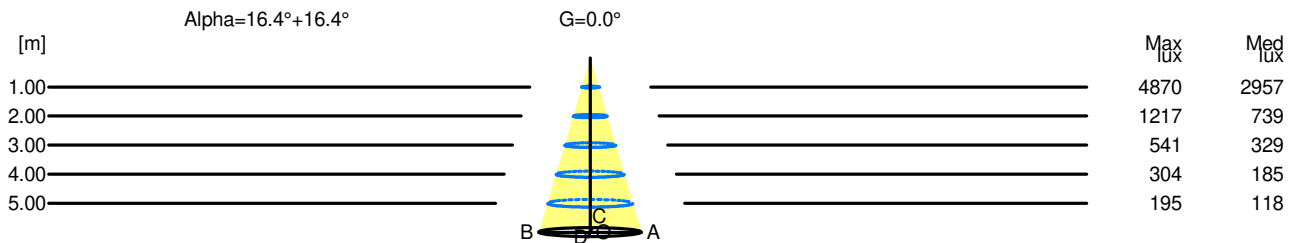
Code FTS1801596
Name VECTOR 55 MAGNET 927 WF DALI BR.BRONZE

Luminaire Flux	1534.07 lm	Luminaire Power	26.00 W	Efficacy	59.00 lm/W	Efficiency	100.00%
Lamps Flux	1534.07 lm	Maximum value	3174.36 cd/klm	Position	C=0.00 G=0.00	CG	Rotosymmetrical
Round Luminaire		Diam.	55 mm	Height	135 mm		
Round Luminous Area		Diam.	45 mm	Height	0 mm		
Horizontal Luminous Area	0.001590 m2			Emitting area on Plane 180°	0.000000 m2		
Emitting area on Plane 0°	0.000000 m2			Emitting area on Plane 270°	0.000000 m2		
Emitting area on Plane 90°	0.000000 m2			Glare area at 76°	0.000385 m2		
Coordinate system	CG	Symmetry Type		Maximum Gamma Angle	180		Rotosymmetrical
Date	06-12-2017	Measurement Flux			1534.07 lm		
Measurement Distance	0.00						
LED Flux=2254lm LED Power=21W Eff=68% EfcLed=107lm/W EfcLum=59lm/W CCT=2700K Ra=90 SDCM=3 L70(6K)=50000h							
C.I.E.	99 100 100 100 100	D DIN 5040		A60			
F UTE	--	B NBN		BZ 1			

Width at 50.00 % of Max Intensity

H[m]	1.00	2.00	3.00	4.00	5.00	H[m]	1.00	2.00	3.00	4.00	5.00
OA	0.29	0.59	0.88	1.18	1.47	OC	0.29	0.59	0.88	1.18	1.47
OB	0.29	0.59	0.88	1.18	1.47	OD	0.29	0.59	0.88	1.18	1.47

	Luminous Intensities [cd/klm]									
	0	5	15	25	35	45	55	65	75	85
OA	4869.69	4576.08	2731.59	706.95	28.45	5.07	2.41	1.76	1.27	0.51
OB	4869.69	4576.08	2731.59	706.95	28.45	5.07	2.41	1.76	1.27	0.51
OC	4869.69	4576.08	2731.59	706.95	28.45	5.07	2.41	1.76	1.27	0.51
OD	4869.69	4576.08	2731.59	706.95	28.45	5.07	2.41	1.76	1.27	0.51



H[m]	D[m]	Max lux	Med lux	Alpha=16.4°+16.4°	G=0.0
1.00	0.59	4870	2957		
2.00	1.18	1217	739		
3.00	1.77	541	329		
4.00	2.35	304	185		
5.00	2.94	195	118		