

## Luminaire

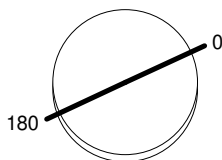
Code AP11104+AP91300  
 Name VECTOR 55 MAGNET 927 SP DALI NRO + SOFT FILTER

## Measurem.

Code FTS2001429-A  
 Name VECTOR 55 MAGNET 927 SP DALI NRO + SOFT FILTER

Luminaire Flux	1201 lm	Luminaire Power	23.0 W	Efficacy	52.223 lm/W	Efficiency	100.00%
Source Flux	1201 lm	Maximum value	4480.84 cd/klm	Position	C=0.00 G=0.00	CG	Rotosymmetrical
Round Luminaire		Diam.	55 mm	Height	130 mm		
Round Luminous Area		Diam.	46 mm	Height	0 mm		
Horizontal Luminous Area		0.001662 m2		Emitting area on Plane 180°		0.000000 m2	
Emitting area on Plane 0°		0.000000 m2		Emitting area on Plane 270°		0.000000 m2	
Emitting area on Plane 90°		0.000000 m2		Glare area at 76°		0.000402 m2	
Coordinate system		CG		Symmetry Type		Rotosymmetrical	
Date		19-10-2021		Maximum Gamma Angle		180	
Measurement Distance		0.00		Measurement Flux		1201 lm	
LED Flux=2254lm LED Power=21W Eff=53% EfcLed=107lm/W EfcLum=52lm/W CCT=2700K Ra=90 R9=50 SDCM=3 L70(6K)=50000h							
C.I.E.	98 99 100 100 100			D DIN 5040	A60		
F UTE	--			B NBN	BZ 1		

Diam=55mm



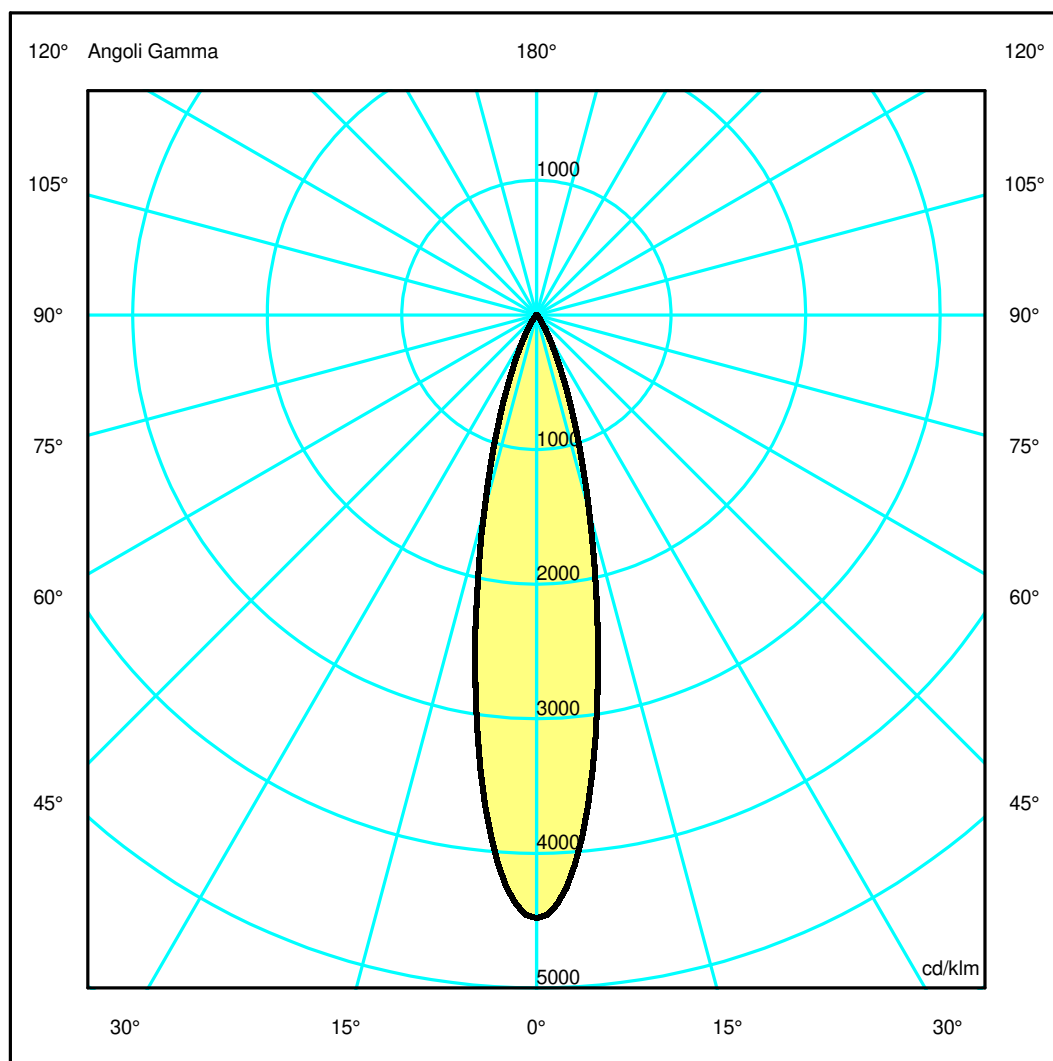
Semipiani C

180.0 ——— 0.0

ULOR 0.00 %

DLOR100.00 %

RN 0.00 %



## Luminaire

Code AP11104+AP91300  
Name VECTOR 55 MAGNET 927 SP DALI NRO + SOFT FILTER

## Measurem.

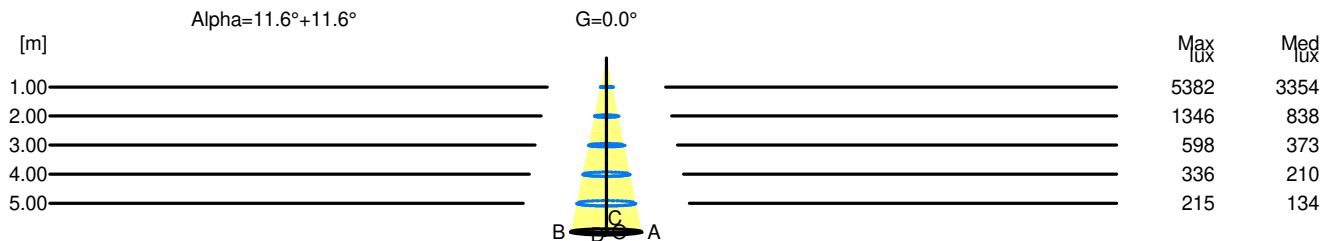
Code FTS2001429-A  
Name VECTOR 55 MAGNET 927 SP DALI NRO + SOFT FILTER

Luminaire Flux	1201 lm	Luminaire Power	23.0 W	Efficacy	52.223 lm/W	Efficiency	100.00%
Source Flux	1201 lm	Maximum value	4480.84 cd/klm	Position	C=0.00 G=0.00	CG	Rotosymmetrical
Round Luminaire		Diam.	55 mm	Height	130 mm		
Round Luminous Area		Diam.	46 mm	Height	0 mm		
Horizontal Luminous Area		0.001662 m2		Emitting area on Plane 180°		0.000000 m2	
Emitting area on Plane 0°		0.000000 m2		Emitting area on Plane 270°		0.000000 m2	
Emitting area on Plane 90°		0.000000 m2		Glare area at 76°		0.000402 m2	
Coordinate system		CG		Symmetry Type		Rotosymmetrical	
Date		19-10-2021		Maximum Gamma Angle		180	
Measurement Distance		0.00		Measurement Flux		1201 lm	
LED Flux=2254lm LED Power=21W Eff=53% EfcLed=107lm/W EfcLum=52lm/W CCT=2700K Ra=90 R9=50 SDCM=3 L70(6K)=50000h							
C.I.E.	98 99 100 100 100			D DIN 5040	A60		
F UTE	--			B NBN	BZ 1		

### Width at 50.00 % of Max Intensity

H[m]	1.00	2.00	3.00	4.00	5.00	H[m]	1.00	2.00	3.00	4.00	5.00
OA	0.20	0.41	0.61	0.82	1.02	OC	0.20	0.41	0.61	0.82	1.02
OB	0.20	0.41	0.61	0.82	1.02	OD	0.20	0.41	0.61	0.82	1.02

	Luminous Intensities [ cd/klm ]									
	0	5	15	25	35	45	55	65	75	85
OA	5382.12	4671.70	1805.19	443.95	83.87	17.97	6.79	4.99	3.21	0.87
OB	5382.12	4671.70	1805.19	443.95	83.87	17.97	6.79	4.99	3.21	0.87
OC	5382.12	4671.70	1805.19	443.95	83.87	17.97	6.79	4.99	3.21	0.87
OD	5382.12	4671.70	1805.19	443.95	83.87	17.97	6.79	4.99	3.21	0.87



H[m]	D[m]	Max lux	Med lux	Alpha=11.6°+11.6°	G=0.0
1.00	0.41	5382	3354		
2.00	0.82	1346	838		
3.00	1.23	598	373		
4.00	1.64	336	210		
5.00	2.04	215	134		