

Luminaire

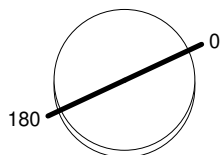
Code AN21715+M056807
Name VECTOR 95 TRACK 927 FL DALI BR.SILVER + soft filter

Measurem.

Code FTS2001641
Name VECTOR 95 TRACK 927 FL DALI BR.SILVER + soft filter

Luminaire Flux	1886.61 lm	Luminaire Power	30.00 W	Efficacy	62.89 lm/W	Efficiency	100.00%
Lamps Flux	1886.61 lm	Maximum value	2512.89 cd/klm	Position	C=0.00 G=0.00	CG	Rotosymmetrical
Round Luminaire Round Luminous Area	Diam. 95 mm Diam. 75 mm	Height	210 mm	Height	0 mm		
Horizontal Luminous Area Emitting area on Plane 0° Emitting area on Plane 90°	0.004418 m2 0.000000 m2 0.000000 m2	Emitting area on Plane 180° Emitting area on Plane 270° Glare area at 76°	0.000000 m2 0.000000 m2 0.001069 m2				
Coordinate system	CG	Symmetry Type	Rotosymmetrical				
Date	03-04-2019	Maximum Gamma Angle	180				
Measurement Distance	0.00	Measurement Flux	1886.61 lm				
LED Flux=3300lm LED Power=27.5W Eff=57% EfcLed=120lm/W EfcLum=63lm/W CCT=2700K Ra=90 SDCM=3 L70(6K)=50000h							
C.I.E.	97 99 100 100 100	D DIN 5040	A60				
F UTE	1.00 A	B NBN	BZ 1				

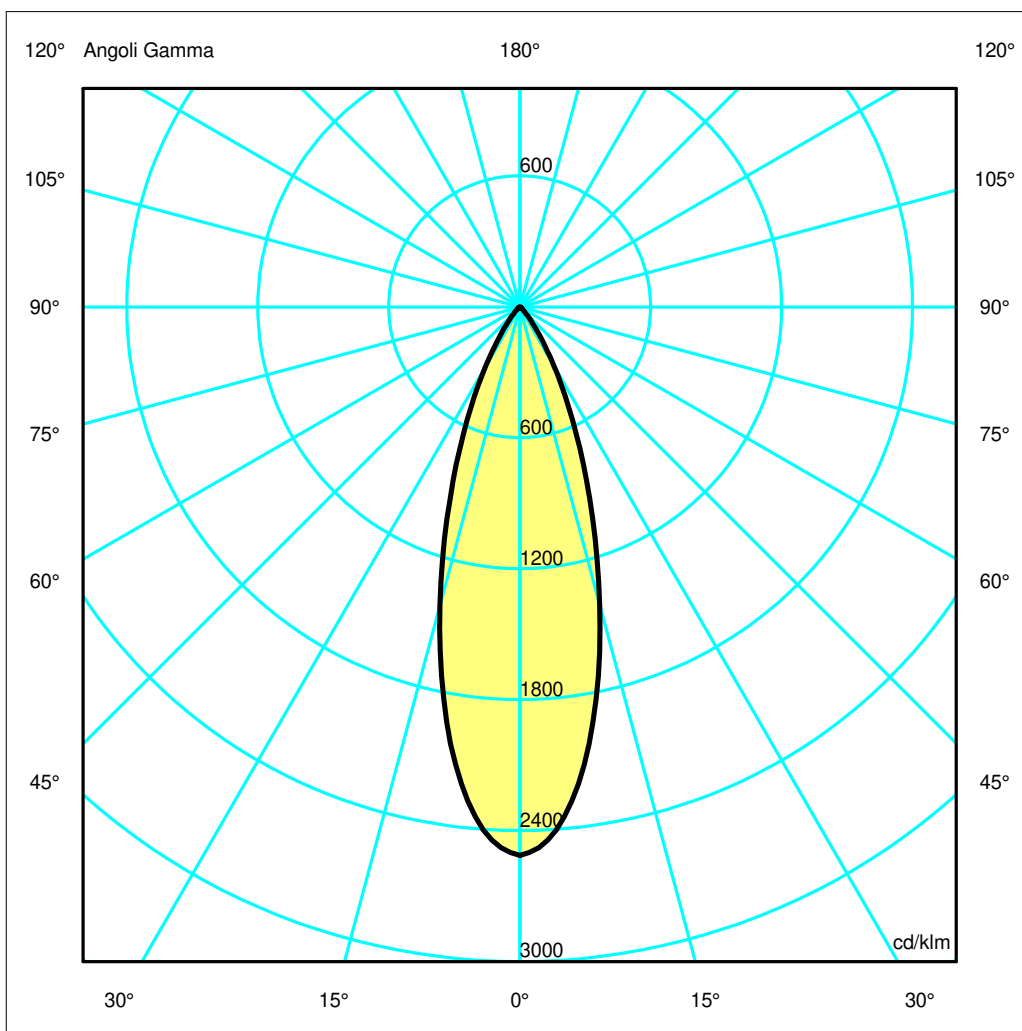
Diam=95mm



Semipiani C

180.0 ——— 0.0

ULOR 0.00 %
DLOR 100.00 %
RN 0.00 %



Luminaire

Code AN21715+M056807
Name VECTOR 95 TRACK 927 FL DALI BR.SILVER + soft filter

Measur.

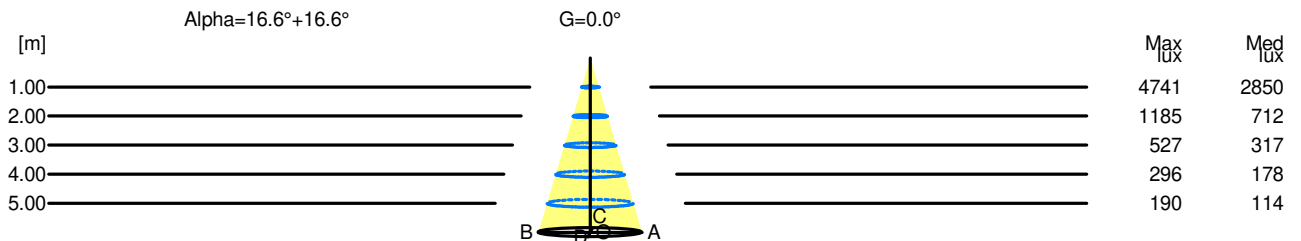
Code FTS2001641
Name VECTOR 95 TRACK 927 FL DALI BR.SILVER + soft filter

Luminaire Flux	1886.61 lm	Luminaire Power	30.00 W	Efficacy	62.89 lm/W	Efficiency	100.00%
Lamps Flux	1886.61 lm	Maximum value	2512.89 cd/klm	Position	C=0.00 G=0.00	CG	Rotosymmetrical
Round Luminaire Round Luminous Area		Diam. Diam.	95 mm 75 mm	Height Height	210 mm 0 mm		
Horizontal Luminous Area	0.004418 m2			Emitting area on Plane 180°		0.000000 m2	
Emitting area on Plane 0°	0.000000 m2			Emitting area on Plane 270°		0.000000 m2	
Emitting area on Plane 90°	0.000000 m2			Glare area at 76°		0.001069 m2	
Coordinate system	CG			Symmetry Type		Rotosymmetrical	
Date	03-04-2019			Maximum Gamma Angle		180	
Measurement Distance	0.00			Measurement Flux		1886.61 lm	
LED Flux=3300lm LED Power=27.5W Eff=57% EfcLed=120lm/W EfcLum=63lm/W CCT=2700K Ra=90 SDCM=3 L70(6K)=50000h							
C.I.E.	97 99 100 100 100			D DIN 5040		A60	
F UTE	1.00 A			B NBN		BZ 1	

Width at 50.00 % of Max Intensity

H[m]	1.00	2.00	3.00	4.00	5.00	H[m]	1.00	2.00	3.00	4.00	5.00
OA	0.30	0.59	0.89	1.19	1.49	OC	0.30	0.59	0.89	1.19	1.49
OB	0.30	0.59	0.89	1.19	1.49	OD	0.30	0.59	0.89	1.19	1.49

	Luminous Intensities [cd/klm]									
	0	5	15	25	35	45	55	65	75	85
OA	4740.85	4421.35	2666.32	1075.65	284.02	51.62	17.16	8.34	3.22	0.48
OB	4740.85	4421.35	2666.32	1075.65	284.02	51.62	17.16	8.34	3.22	0.48
OC	4740.85	4421.35	2666.32	1075.65	284.02	51.62	17.16	8.34	3.22	0.48
OD	4740.85	4421.35	2666.32	1075.65	284.02	51.62	17.16	8.34	3.22	0.48



H[m]	D[m]	Max lux	Med lux	Alpha=16.6°+16.6°	G=0.0
1.00	0.59	4741	2850		
2.00	1.19	1185	712		
3.00	1.78	527	317		
4.00	2.38	296	178		
5.00	2.97	190	114		