

Luminaire

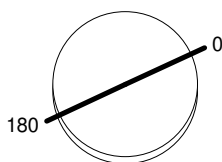
Code BQ90304
Name VECTOR 40 WALL NO SW 930 WF BLK

Measurement

Code FTS2300017
Name VECTOR 40 WALL NO SW 930 WF BLK

| | | | | | | | |
|--|--------------------|-----------------|----------------|-----------------------------|---------------|-----------------|-----------------|
| Luminaire Flux | 444 lm | Luminaire Power | 8.5 W | Efficacy | 52.254 lm/W | Efficiency | 100.00% |
| Source Flux | 444 lm | Maximum value | 3590.26 cd/klm | Position | C=0.00 G=0.00 | CG | Rotosymmetrical |
| Round Luminaire | | Diam. | 40 mm | Height | 130 mm | | |
| Round Luminous Area | | Diam. | 33 mm | Height | 0 mm | | |
| Horizontal Luminous Area | | | 0.000855 m2 | Emitting area on Plane 180° | | | 0.000000 m2 |
| Emitting area on Plane 0° | | | 0.000000 m2 | Emitting area on Plane 270° | | | 0.000000 m2 |
| Emitting area on Plane 90° | | | 0.000000 m2 | Glare area at 76° | | | 0.000207 m2 |
| Coordinate system | | CG | | Symmetry Type | | Rotosymmetrical | |
| Date | | 08-11-2022 | | Maximum Gamma Angle | | 180 | |
| Measurement Distance | | 0.00 | | Measurement Flux | | 444 lm | |
| LED Flux=711lm LED Power=6W Eff=62% EfcLed=115lm/W EfcLum=52lm/W CCT=3000K Ra=90 R9=50 SDCM=2 L70(6K)=50000h | | | | | | | |
| C.I.E. | 98 100 100 100 100 | | | D DIN 5040 | A60 | | |
| F UTE | -- | | | B NBN | BZ 1 | | |

Diam=40mm



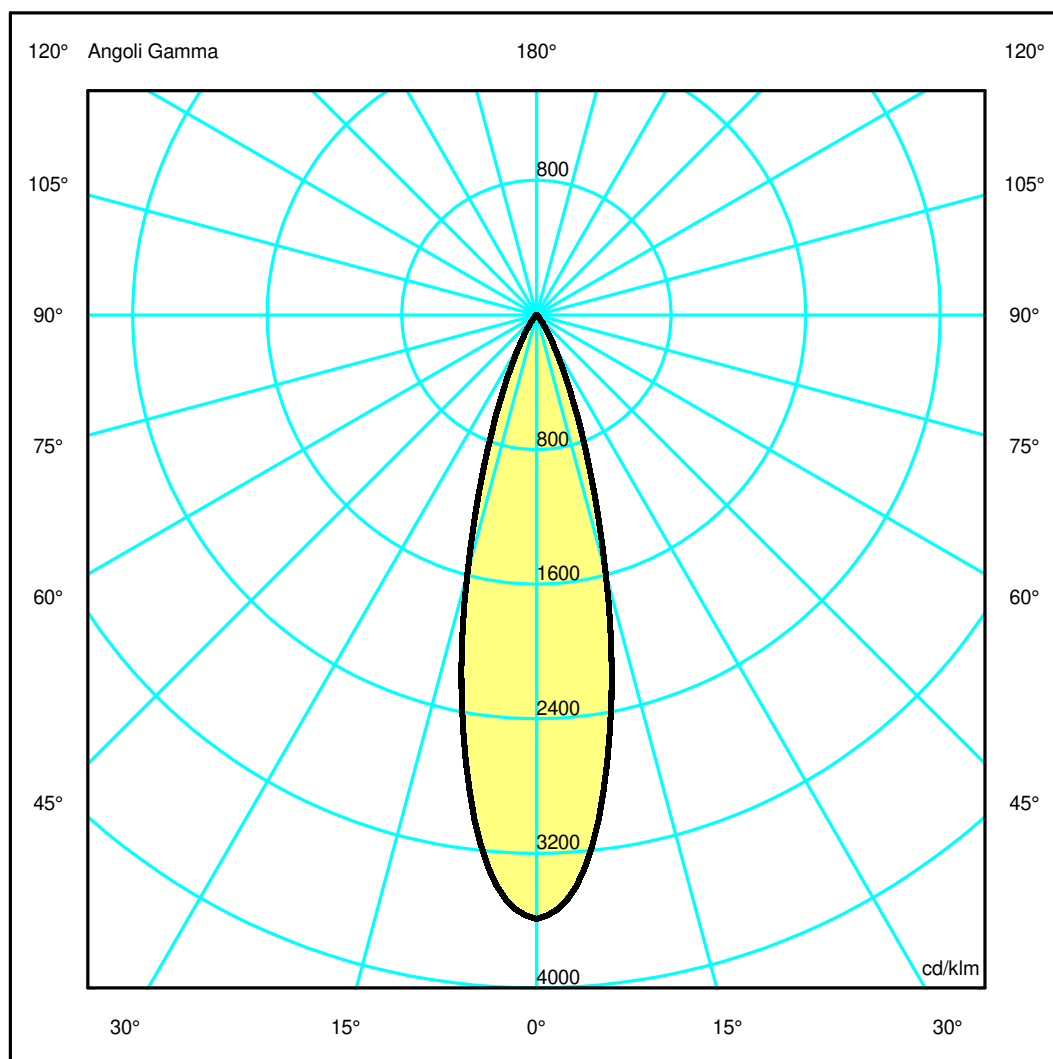
Semipiani C

180.0 ——— 0.0

ULOR 0.00 %

DLOR 100.00 %

RN 0.00 %



Luminaire

Code BQ90304
Name VECTOR 40 WALL NO SW 930 WF BLK

Measurerm.

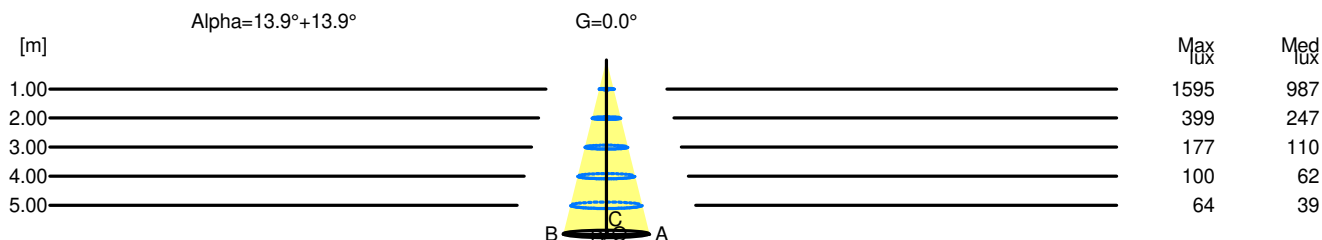
Code FTS2300017
Name VECTOR 40 WALL NO SW 930 WF BLK

| | | | | | | | |
|--|--------|-----------------|----------------|-----------------------------|---------------|-----------------|-----------------|
| Luminaire Flux | 444 lm | Luminaire Power | 8.5 W | Efficacy | 52.254 lm/W | Efficiency | 100.00% |
| Source Flux | 444 lm | Maximum value | 3590.26 cd/klm | Position | C=0.00 G=0.00 | CG | Rotosymmetrical |
| Round Luminaire | | Diam. | 40 mm | Height | 130 mm | | |
| Round Luminous Area | | Diam. | 33 mm | Height | 0 mm | | |
| Horizontal Luminous Area | | 0.000855 m2 | | Emitting area on Plane 180° | | 0.000000 m2 | |
| Emitting area on Plane 0° | | 0.000000 m2 | | Emitting area on Plane 270° | | 0.000000 m2 | |
| Emitting area on Plane 90° | | 0.000000 m2 | | Glare area at 76° | | 0.000207 m2 | |
| Coordinate system | | CG | | Symmetry Type | | Rotosymmetrical | |
| Date | | 08-11-2022 | | Maximum Gamma Angle | | 180 | |
| Measurement Distance | | 0.00 | | Measurement Flux | | 444 lm | |
| LED Flux=711lm LED Power=6W Eff=62% EfcLed=115lm/W EfcLum=52lm/W CCT=3000K Ra=90 R9=50 SDCM=2 L70(6K)=50000h | | | | | | | |
| C.I.E. | 98 | 100 | 100 | 100 | | D DIN 5040 | A60 |
| F UTE | -- | | | | | B NBN | BZ 1 |

Width at 50.00 % of Max Intensity

| H[m] | 1.00 | 2.00 | 3.00 | 4.00 | 5.00 | H[m] | 1.00 | 2.00 | 3.00 | 4.00 | 5.00 |
|------|------|------|------|------|------|------|------|------|------|------|------|
| OA | 0.25 | 0.49 | 0.74 | 0.99 | 1.24 | OC | 0.25 | 0.49 | 0.74 | 0.99 | 1.24 |
| OB | 0.25 | 0.49 | 0.74 | 0.99 | 1.24 | OD | 0.25 | 0.49 | 0.74 | 0.99 | 1.24 |

| | Luminous Intensities [cd/klm] | | | | | | | | | |
|----|---------------------------------|---------|--------|--------|-------|------|------|------|------|------|
| | 0 | 5 | 15 | 25 | 35 | 45 | 55 | 65 | 75 | 85 |
| OA | 1594.65 | 1463.94 | 706.56 | 183.64 | 37.57 | 8.32 | 2.13 | 0.37 | 0.00 | 0.00 |
| OB | 1594.65 | 1463.94 | 706.56 | 183.64 | 37.57 | 8.32 | 2.13 | 0.37 | 0.00 | 0.00 |
| OC | 1594.65 | 1463.94 | 706.56 | 183.64 | 37.57 | 8.32 | 2.13 | 0.37 | 0.00 | 0.00 |
| OD | 1594.65 | 1463.94 | 706.56 | 183.64 | 37.57 | 8.32 | 2.13 | 0.37 | 0.00 | 0.00 |



| H[m] | D[m] | Max lux | Med lux | Alpha=13.9°+13.9° | G=0.0 |
|------|------|---------|---------|-------------------|-------|
| 1.00 | 0.49 | 1595 | 987 | | |
| 2.00 | 0.99 | 399 | 247 | | |
| 3.00 | 1.48 | 177 | 110 | | |
| 4.00 | 1.98 | 100 | 62 | | |
| 5.00 | 2.47 | 64 | 39 | | |