

## Luminaire

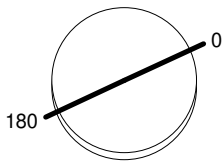
Code BQ80304  
Name VECTOR 40 WALL SWITCH 930 WF BLK

## Measurement

Code FTS2300017  
Name VECTOR 40 WALL SWITCH 930 WF BLK

Luminaire Flux	444 lm	Luminaire Power	8.5 W	Efficacy	52.254 lm/W	Efficiency	100.00%
Source Flux	444 lm	Maximum value	3590.26 cd/klm	Position	C=0.00 G=0.00	CG	Rotosymmetrical
Round Luminaire		Diam.	40 mm	Height	130 mm		
Round Luminous Area		Diam.	33 mm	Height	0 mm		
Horizontal Luminous Area			0.000855 m <sup>2</sup>	Emitting area on Plane 180°			0.000000 m <sup>2</sup>
Emitting area on Plane 0°			0.000000 m <sup>2</sup>	Emitting area on Plane 270°			0.000000 m <sup>2</sup>
Emitting area on Plane 90°			0.000000 m <sup>2</sup>	Glare area at 76°			0.000207 m <sup>2</sup>
Coordinate system		CG		Symmetry Type		Rotosymmetrical	
Date		08-11-2022		Maximum Gamma Angle		180	
Measurement Distance		0.00		Measurement Flux		444 lm	
LED Flux=711lm LED Power=6W Eff=62% EfcLed=115lm/W EfcLum=52lm/W CCT=3000K Ra=90 R9=50 SDCM=2 L70(6K)=50000h							
C.I.E.	98	100	100	100	D DIN 5040	A60	
F UTE	--				B NBN	BZ 1	

Diam=40mm



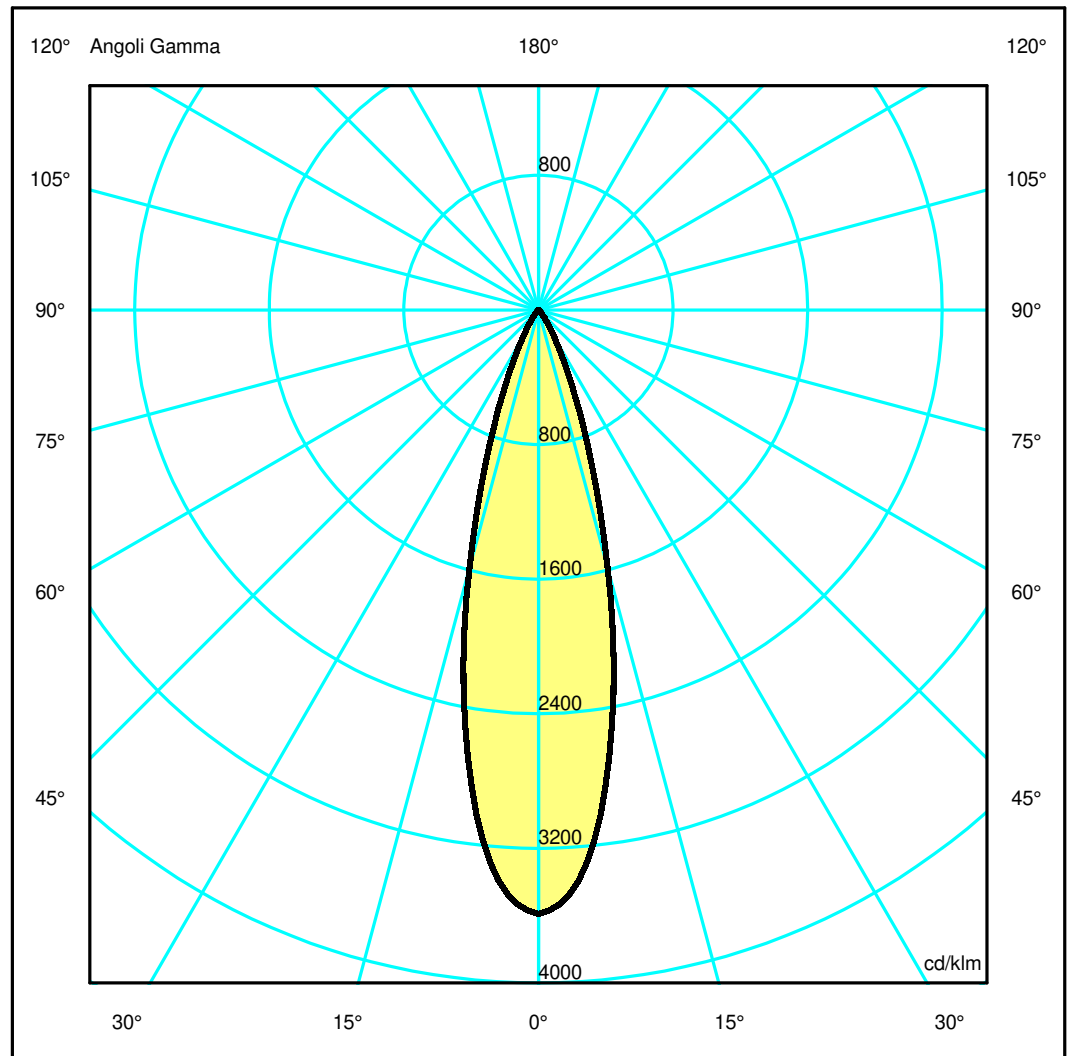
Semipiani C

180.0 ——— 0.0

ULOR 0.00 %

DLOR 100.00 %

RN 0.00 %



## Luminaire

Code BQ80304  
Name VECTOR 40 WALL SWITCH 930 WF BLK

## Measurerm.

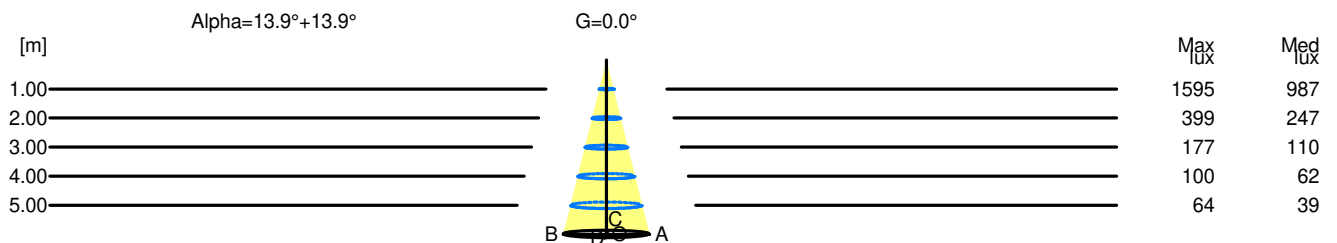
Code FTS2300017  
Name VECTOR 40 WALL SWITCH 930 WF BLK

Luminaire Flux	444 lm	Luminaire Power	8.5 W	Efficacy	52.254 lm/W	Efficiency	100.00%
Source Flux	444 lm	Maximum value	3590.26 cd/klm	Position	C=0.00 G=0.00	CG	Rotosymmetrical
Round Luminaire		Diam.	40 mm	Height	130 mm		
Round Luminous Area		Diam.	33 mm	Height	0 mm		
Horizontal Luminous Area		0.000855 m2		Emitting area on Plane 180°		0.000000 m2	
Emitting area on Plane 0°		0.000000 m2		Emitting area on Plane 270°		0.000000 m2	
Emitting area on Plane 90°		0.000000 m2		Glare area at 76°		0.000207 m2	
Coordinate system		CG		Symmetry Type		Rotosymmetrical	
Date		08-11-2022		Maximum Gamma Angle		180	
Measurement Distance		0.00		Measurement Flux		444 lm	
LED Flux=711lm LED Power=6W Eff=62% EfcLed=115lm/W EfcLum=52lm/W CCT=3000K Ra=90 R9=50 SDCM=2 L70(6K)=50000h							
C.I.E.	98	100	100	100		D DIN 5040	A60
F UTE	--					B NBN	BZ 1

### Width at 50.00 % of Max Intensity

H[m]	1.00	2.00	3.00	4.00	5.00	H[m]	1.00	2.00	3.00	4.00	5.00
OA	0.25	0.49	0.74	0.99	1.24	OC	0.25	0.49	0.74	0.99	1.24
OB	0.25	0.49	0.74	0.99	1.24	OD	0.25	0.49	0.74	0.99	1.24

	Luminous Intensities [ cd/klm ]									
	0	5	15	25	35	45	55	65	75	85
OA	1594.65	1463.94	706.56	183.64	37.57	8.32	2.13	0.37	0.00	0.00
OB	1594.65	1463.94	706.56	183.64	37.57	8.32	2.13	0.37	0.00	0.00
OC	1594.65	1463.94	706.56	183.64	37.57	8.32	2.13	0.37	0.00	0.00
OD	1594.65	1463.94	706.56	183.64	37.57	8.32	2.13	0.37	0.00	0.00



H[m]	D[m]	Max lux	Med lux	Alpha=13.9°+13.9°	G=0.0
1.00	0.49	1595	987		
2.00	0.99	399	247		
3.00	1.48	177	110		
4.00	1.98	100	62		
5.00	2.47	64	39		