

Luminaire

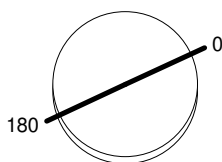
Code BQ80201
Name VECTOR 40 WALL SWITCH 930 FL WHT

Measurement

Code FTS2300016
Name VECTOR 40 WALL SWITCH 930 FL WHT

Luminaire Flux	491 lm	Luminaire Power	8.5 W	Efficacy	57.741 lm/W	Efficiency	100.00%
Source Flux	491 lm	Maximum value	5684.10 cd/klm	Position	C=0.00 G=0.00	CG	Rotosymmetrical
Round Luminaire		Diam.	40 mm	Height	130 mm		
Round Luminous Area		Diam.	33 mm	Height	0 mm		
Horizontal Luminous Area			0.000855 m2	Emitting area on Plane 180°			0.000000 m2
Emitting area on Plane 0°			0.000000 m2	Emitting area on Plane 270°			0.000000 m2
Emitting area on Plane 90°			0.000000 m2	Glare area at 76°			0.000207 m2
Coordinate system		CG		Symmetry Type		Rotosymmetrical	
Date		08-11-2022		Maximum Gamma Angle		180	
Measurement Distance		0.00		Measurement Flux		491 lm	
LED Flux=711lm LED Power=6W Eff=69% EfcLed=115lm/W EfcLum=58lm/W CCT=3000K Ra=90 R9=50 SDCM=2 L70(6K)=50000h							
C.I.E.	99	100	100	100	D DIN 5040	A60	
F UTE	--				B NBN	BZ 1	

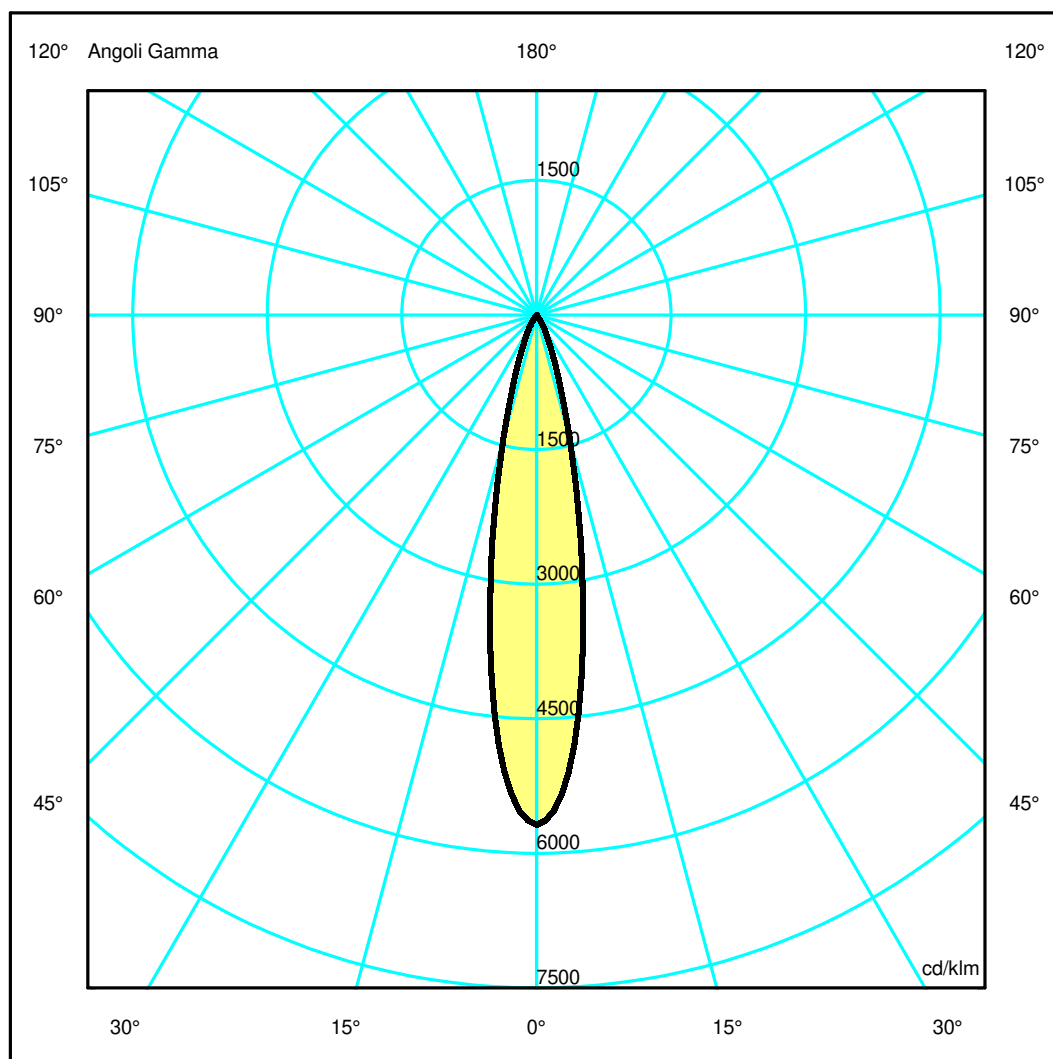
Diam=40mm



Semipiani C

180.0 ——— 0.0

ULOR 0.00 %
DLOR 100.00 %
RN 0.00 %



Luminaire

Code BQ80201
Name VECTOR 40 WALL SWITCH 930 FL WHT

Measurerm.

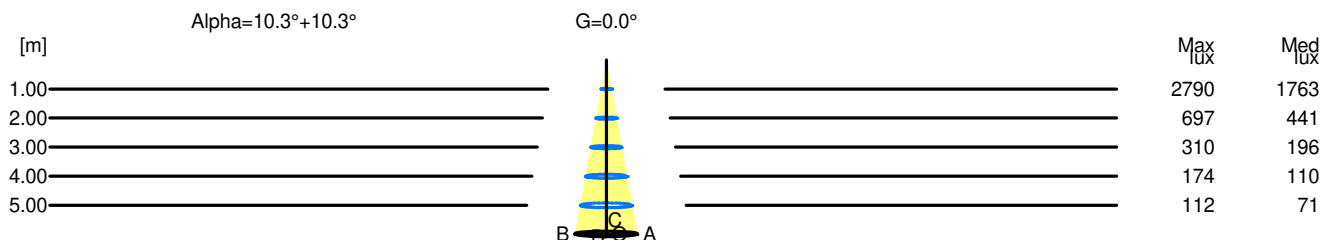
Code FTS2300016
Name VECTOR 40 WALL SWITCH 930 FL WHT

Luminaire Flux	491 lm	Luminaire Power	8.5 W	Efficacy	57.741 lm/W	Efficiency	100.00%
Source Flux	491 lm	Maximum value	5684.10 cd/klm	Position	C=0.00 G=0.00	CG	Rotosymmetrical
Round Luminaire		Diam.	40 mm	Height	130 mm		
Round Luminous Area		Diam.	33 mm	Height	0 mm		
Horizontal Luminous Area		0.000855 m2		Emitting area on Plane 180°		0.000000 m2	
Emitting area on Plane 0°		0.000000 m2		Emitting area on Plane 270°		0.000000 m2	
Emitting area on Plane 90°		0.000000 m2		Glare area at 76°		0.000207 m2	
Coordinate system		CG		Symmetry Type		Rotosymmetrical	
Date		08-11-2022		Maximum Gamma Angle		180	
Measurement Distance		0.00		Measurement Flux		491 lm	
LED Flux=711lm LED Power=6W Eff=69% EfcLed=115lm/W EfcLum=58lm/W CCT=3000K Ra=90 R9=50 SDCM=2 L70(6K)=50000h							
C.I.E.	99	100	100	100		D DIN 5040	A60
F UTE	--					B NBN	BZ 1

Width at 50.00 % of Max Intensity

H[m]	1.00	2.00	3.00	4.00	5.00	H[m]	1.00	2.00	3.00	4.00	5.00
OA	0.18	0.36	0.54	0.72	0.91	OC	0.18	0.36	0.54	0.72	0.91
OB	0.18	0.36	0.54	0.72	0.91	OD	0.18	0.36	0.54	0.72	0.91

	Luminous Intensities [cd/klm]									
	0	5	15	25	35	45	55	65	75	85
OA	2789.76	2362.18	701.13	153.00	21.02	3.74	1.52	0.44	0.00	0.00
OB	2789.76	2362.18	701.13	153.00	21.02	3.74	1.52	0.44	0.00	0.00
OC	2789.76	2362.18	701.13	153.00	21.02	3.74	1.52	0.44	0.00	0.00
OD	2789.76	2362.18	701.13	153.00	21.02	3.74	1.52	0.44	0.00	0.00



H[m]	D[m]	Max lux	Med lux	Alpha=10.3°+10.3°	G=0.0
1.00	0.36	2790	1763		
2.00	0.72	697	441		
3.00	1.09	310	196		
4.00	1.45	174	110		
5.00	1.81	112	71		