

Luminaire

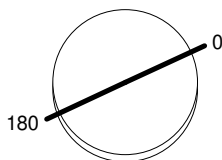
Code 0151050A
Name TAKKU BLU

Measurement

Code FTS2200157
Name TAKKU BLU

Luminaire Flux	120 lm	Luminaire Power	2.5 W	Efficacy	48.132 lm/W	Efficiency	100.00%
Source Flux	120 lm	Maximum value	326.06 cd/klm	Position	C=0.00 G=1.00	CG	Rotosymmetrical
Round Luminaire		Diam.	180 mm	Height	190 mm		
Round Luminous Area		Diam.	180 mm	Height	0 mm		
Horizontal Luminous Area			0.025447 m2	Emitting area on Plane 180°			0.000000 m2
Emitting area on Plane 0°			0.000000 m2	Emitting area on Plane 270°			0.000000 m2
Emitting area on Plane 90°			0.000000 m2	Glare area at 76°			0.006156 m2
Coordinate system		CG		Symmetry Type		Rotosymmetrical	
Date		07-07-2022		Maximum Gamma Angle		180	
Measurement Distance		0.00		Measurement Flux		120 lm	
LED Flux=314lm LED Power=2.5W Eff=38% EfcLed=126lm/W EfcLum=48lm/W CCT=3000K Ra=90 R9=50 SDCM=3 L70(6K)=50000h							
C.I.E.	42 74 93 99 100			D DIN 5040	A31		
F UTE	0.99 G + 0.01 T			B NBN	BZ 5		

Diam=180mm



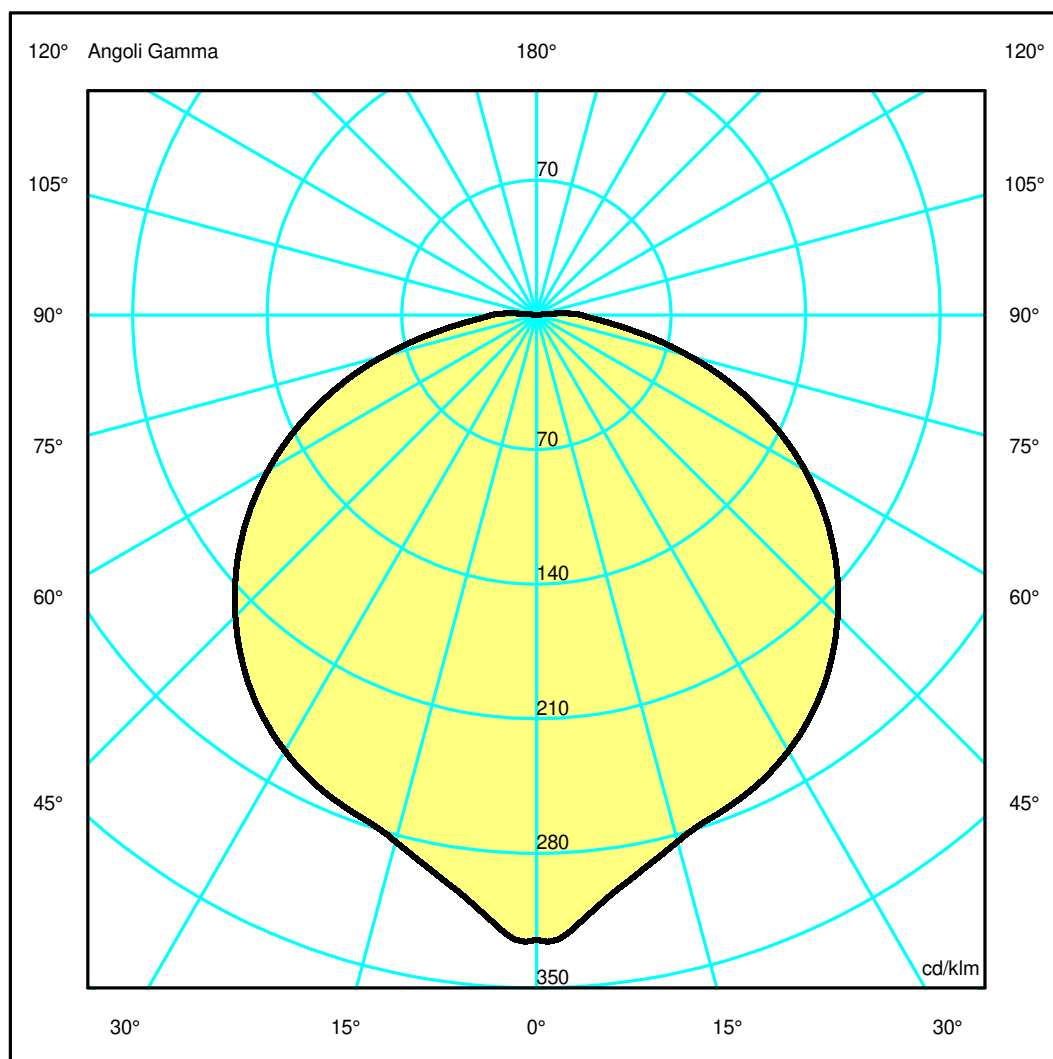
Semipiani C

180.0 ——— 0.0

ULOR 1.23 %

DLOR 98.77 %

RN 1.23 %



Luminaire

Code 0151050A
Name TAKKU BLU

Measurem.

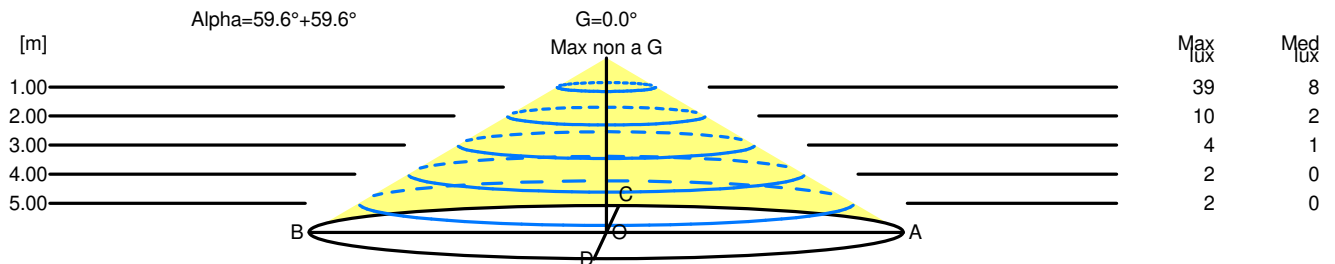
Code FTS2200157
Name TAKKU BLU

Luminaire Flux	120 lm	Luminaire Power	2.5 W	Efficacy	48.132 lm/W	Efficiency	100.00%
Source Flux	120 lm	Maximum value	326.06 cd/klm	Position	C=0.00 G=1.00	CG	Rotosymmetrical
Round Luminaire		Diam.	180 mm	Height	190 mm		
Round Luminous Area		Diam.	180 mm	Height	0 mm		
Horizontal Luminous Area		0.025447 m ²		Emitting area on Plane 180°		0.000000 m ²	
Emitting area on Plane 0°		0.000000 m ²		Emitting area on Plane 270°		0.000000 m ²	
Emitting area on Plane 90°		0.000000 m ²		Glare area at 76°		0.006156 m ²	
Coordinate system		CG		Symmetry Type		Rotosymmetrical	
Date		07-07-2022		Maximum Gamma Angle		180	
Measurement Distance		0.00		Measurement Flux		120 lm	
LED Flux=314lm LED Power=2.5W Eff=38% EfcLed=126lm/W EfcLum=48lm/W CCT=3000K Ra=90 R9=50 SDCM=3 L70(6K)=50000h							
C.I.E.	42 74 93 99 100			D DIN 5040	A31		
F UTE	0.99 G + 0.01 T			B NBN	BZ 5		

Width at 50.00 % of Max Intensity

H[m]	1.00	2.00	3.00	4.00	5.00	H[m]	1.00	2.00	3.00	4.00	5.00
OA	1.70	3.41	5.11	6.82	8.52	OC	1.70	3.41	5.11	6.82	8.52
OB	1.70	3.41	5.11	6.82	8.52	OD	1.70	3.41	5.11	6.82	8.52

	Luminous Intensities [cd/klm]									
	0	5	15	25	35	45	55	65	75	85
OA	39.11	37.64	34.11	32.51	30.21	26.66	22.09	16.44	9.94	4.11
OB	39.11	37.64	34.11	32.51	30.21	26.66	22.09	16.44	9.94	4.11
OC	39.11	37.64	34.11	32.51	30.21	26.66	22.09	16.44	9.94	4.11
OD	39.11	37.64	34.11	32.51	30.21	26.66	22.09	16.44	9.94	4.11



H[m]	D[m]	Max lux	Med lux	Alpha=59.6°+59.6°	G=0.0 Max non a G
1.00	3.41	39	8		
2.00	6.82	10	2		
3.00	10.23	4	1		
4.00	13.64	2	0		
5.00	17.05	2	0		