

Luminaire

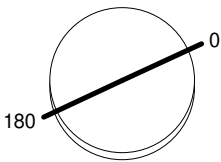
Code 1039110A
Name DIOSCURI 14 C/W

Measurum.

Code FTS1801497-A
Name DIOSCURI 14 C/W

Luminaire Flux	353 lm	Luminaire Power	5.0 W	Efficacy	70.579 lm/W	Efficiency	75.08%
Source Flux	470 lm	Maximum value	125.88 cd/klm	Position	C=0.00 G=0.00	CG	Rotosymmetrical
Round Luminaire		Diam.	140 mm	Height	132 mm		
Round Luminous Area		Diam.	140 mm	Height	132 mm		
Horizontal Luminous Area		0.015394 m ²		Emitting area on Plane 180°		0.018480 m ²	
Emitting area on Plane 0°		0.018480 m ²		Emitting area on Plane 270°		0.018480 m ²	
Emitting area on Plane 90°		0.018480 m ²		Glare area at 76°		0.021655 m ²	
Coordinate system		CG		Symmetry Type		Rotosymmetrical	
Date		16-12-2021		Maximum Gamma Angle		180	
Measurement Distance		0.00		Measurement Flux		470 lm	
Lamping=LED DIM 1x5W (E14) CCT=2700K CRI=80							
C.I.E.	33 60 82 74 75			D DIN 5040	B21		
F UTE	0.55 H + 0.20 T			B NBN	BZ 6		

Diam=140mm



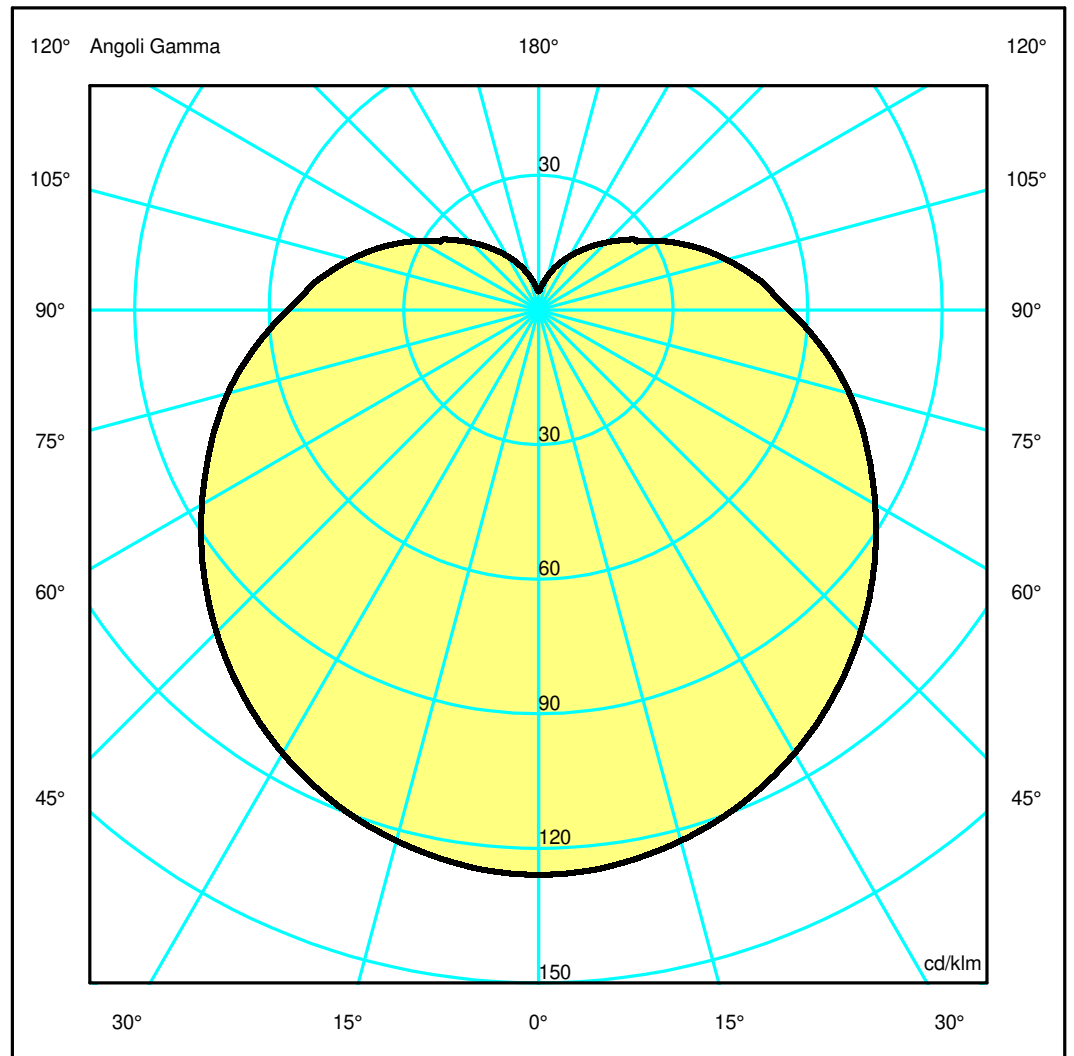
Semipiani C

180.0 ——— 0.0

ULOR 19.68 %

DLOR 55.40 %

RN 26.22 %



Luminaire

Code 1039110A
Name DIOSCURI 14 C/W

Measurerm.

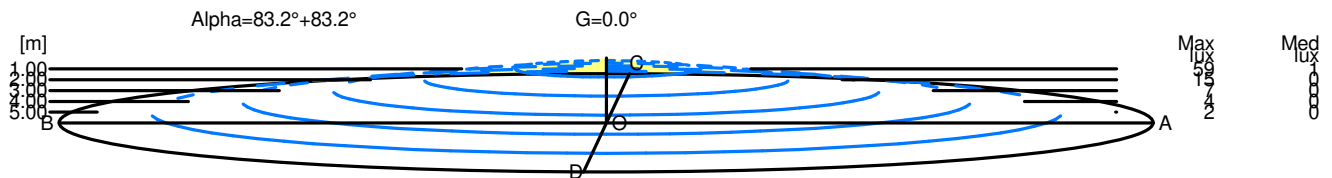
Code FTS1801497-A
Name DIOSCURI 14 C/W

Luminaire Flux	353 lm	Luminaire Power	5.0 W	Efficacy	70.579 lm/W	Efficiency	75.08%
Source Flux	470 lm	Maximum value	125.88 cd/klm	Position	C=0.00 G=0.00	CG	Rotosymmetrical
Round Luminaire		Diam.	140 mm	Height	132 mm		
Round Luminous Area		Diam.	140 mm	Height	132 mm		
Horizontal Luminous Area		0.015394 m ²		Emitting area on Plane 180°		0.018480 m ²	
Emitting area on Plane 0°		0.018480 m ²		Emitting area on Plane 270°		0.018480 m ²	
Emitting area on Plane 90°		0.018480 m ²		Glare area at 76°		0.021655 m ²	
Coordinate system		CG		Symmetry Type		Rotosymmetrical	
Date		16-12-2021		Maximum Gamma Angle		180	
Measurement Distance		0.00		Measurement Flux		470 lm	
Lamping=LED DIM 1x5W (E14) CCT=2700K CRI=80							
C.I.E.	33 60 82 74 75			D DIN 5040	B21		
F UTE	0.55 H + 0.20 T			B NBN	BZ 6		

Width at 50.00 % of Max Intensity

H[m]	1.00	2.00	3.00	4.00	5.00	H[m]	1.00	2.00	3.00	4.00	5.00
OA	8.40	16.80	25.21	33.61	42.01	OC	8.40	16.80	25.21	33.61	42.01
OB	8.40	16.80	25.21	33.61	42.01	OD	8.40	16.80	25.21	33.61	42.01

	Luminous Intensities [cd/klm]									
	0	5	15	25	35	45	55	65	75	85
OA	59.16	58.97	57.55	55.19	51.82	47.72	43.12	38.35	33.71	28.70
OB	59.16	58.97	57.55	55.19	51.82	47.72	43.12	38.35	33.71	28.70
OC	59.16	58.97	57.55	55.19	51.82	47.72	43.12	38.35	33.71	28.70
OD	59.16	58.97	57.55	55.19	51.82	47.72	43.12	38.35	33.71	28.70



H[m]	D[m]	Max lux	Med lux	Alpha=83.2°+83.2°	G=0.0
1.00	16.80	59	1		
2.00	33.61	15	0		
3.00	50.41	7	0		
4.00	67.22	4	0		
5.00	84.02	2	0		