

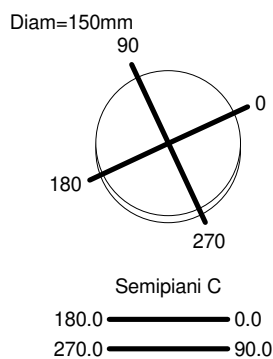
## Luminaire

Code 1409050A  
Name GOPLE LAMP MINI T BLUE

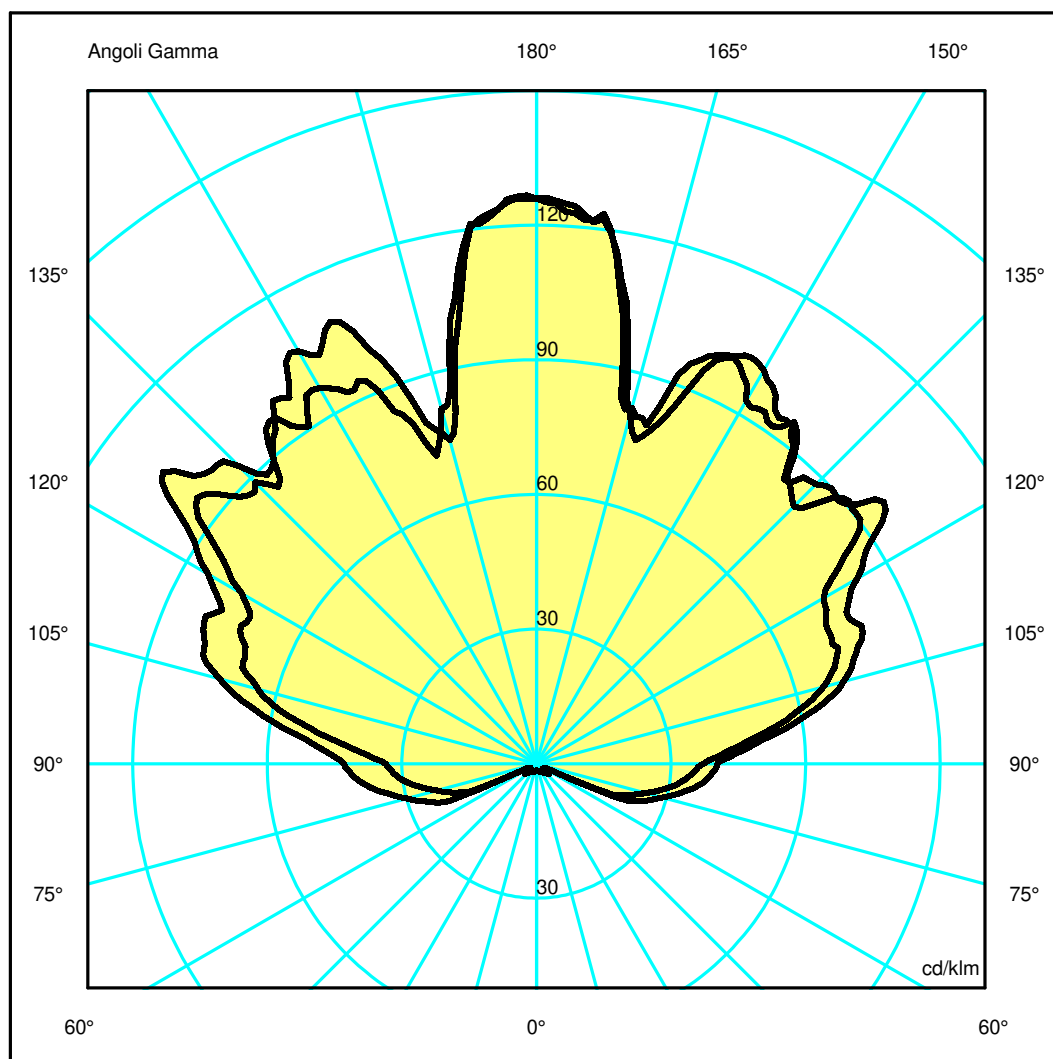
## Measuram.

Code FTS1900821-A  
Name GOPLE LAMP MINI T BLUE

Luminaire Flux	272 lm	Luminaire Power	5.0 W	Efficacy	54.427 lm/W	Efficiency	57.90%
Source Flux	470 lm	Maximum value	127.25 cd/klm	Position	C=335.00 G=179.00	CG	Asymmetrical
Round Luminaire		Diam.	150 mm	Height	296 mm		
Round Luminous Area		Diam.	150 mm	Height	296 mm		
Horizontal Luminous Area			0.017671 m2	Emitting area on Plane 180°			0.044400 m2
Emitting area on Plane 0°			0.044400 m2	Emitting area on Plane 270°			0.044400 m2
Emitting area on Plane 90°			0.044400 m2	Glare area at 76°			0.047356 m2
Coordinate system		CG		Symmetry Type		Asymmetrical	
Date		14-01-2022		Maximum Gamma Angle		180	
Measurement Distance		0.00		Measurement Flux		470 lm	
Lamping=LED 1x5W (E14) CCT=2700K CRI=80							
C.I.E.	5 12 40 15 58			D DIN 5040		D13	
F UTE	--			B NBN		BZ 10	



ULOR 48.93 %  
DLOR 8.97 %  
RN 84.51 %



## Luminaire

Code 1409050A  
Name GOPLE LAMP MINI T BLUE

## Measurement

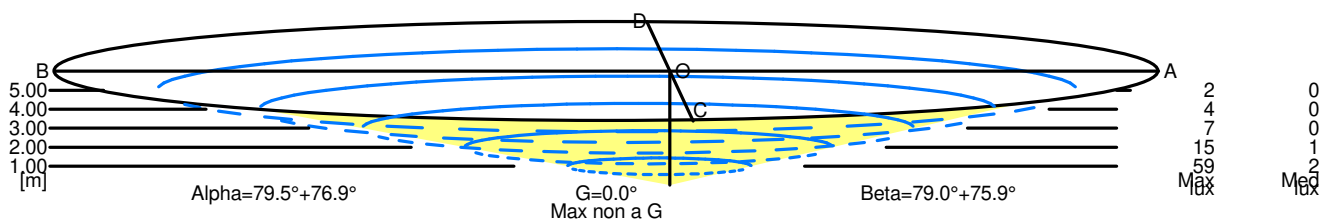
Code FTS1900821-A  
Name GOPLE LAMP MINI T BLUE

Luminaire Flux	272 lm	Luminaire Power	5.0 W	Efficacy	54.427 lm/W	Efficiency	57.90%
Source Flux	470 lm	Maximum value	127.25 cd/klm	Position	C=335.00 G=179.00	CG	Asymmetrical
Round Luminaire		Diam.	150 mm	Height	296 mm		
Round Luminous Area		Diam.	150 mm	Height	296 mm		
Horizontal Luminous Area		0.017671 m <sup>2</sup>		Emitting area on Plane 180°		0.044400 m <sup>2</sup>	
Emitting area on Plane 0°		0.044400 m <sup>2</sup>		Emitting area on Plane 270°		0.044400 m <sup>2</sup>	
Emitting area on Plane 90°		0.044400 m <sup>2</sup>		Glare area at 76°		0.047356 m <sup>2</sup>	
Coordinate system		CG		Symmetry Type		Asymmetrical	
Date		14-01-2022		Maximum Gamma Angle		180	
Measurement Distance		0.00		Measurement Flux		470 lm	
Lamping=LED 1x5W (E14) CCT=2700K CRI=80							
C.I.E.	5 12 40 15 58			D DIN 5040	D13		
F UTE	--			B NBN	BZ 10		

Width at 50.00 % of Max Intensity

H[m]	1.00	2.00	3.00	4.00	5.00	H[m]	1.00	2.00	3.00	4.00	5.00
OA	4.29	8.58	12.87	17.16	21.44	OC	5.17	10.33	15.50	20.67	25.83
OB	5.40	10.81	16.21	21.62	27.02	OD	3.99	7.98	11.97	15.95	19.94

	Luminous Intensities [ cd/klm ]									
	0	5	15	25	35	45	55	65	75	85
OA	59.20	57.75	37.78	46.89	43.13	38.14	40.58	33.59	31.13	21.30
OB	59.20	57.81	35.13	51.08	46.74	44.11	45.81	37.28	34.40	23.45
OC	59.20	57.23	38.60	47.26	44.24	41.41	44.21	36.11	33.30	22.81
OD	59.20	57.44	38.48	44.24	43.00	41.71	42.03	34.20	30.21	19.62



5.00	48.47	2	0		
4.00	38.77	4	0		
3.00	29.08	7	0		
2.00	19.39	15	1		
1.00	9.69	59	2		
H[m]	D[m]	Max lux	Med lux	Alpha=79.5°+76.9°	Max non a G G=0.0°

5.00	45.78	2	0		
4.00	36.62	4	0		
3.00	27.47	7	0		
2.00	18.31	15	1		
1.00	9.16	59	2		
H[m]	D[m]	Max lux	Med lux	Beta=75.9°+79.0°	Max non a G G=0.0°