

Luminaire

Code 1994310A_B
Name DISCOVERY VERTICAL 140 RGB+W - BLUE

Measurerm.

Code FTS2000440
Name DISCOVERY VERTICAL 140 RGB+W - BLUE

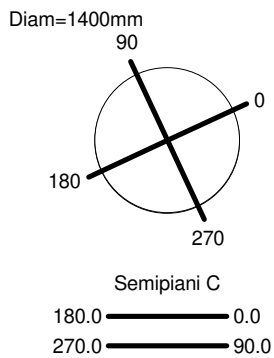
Luminaire Flux	125 lm	Luminaire Power	13.0 W	Efficacy	9.628 lm/W	Efficiency	100.00%
Source Flux	125 lm	Maximum value	154.80 cd/klm	Position	C=0.00 G=180.00	CG	Asymmetrical
Round Luminaire		Diam.	1400 mm	Height	17 mm		
Round Luminous Area		Diam.	1350 mm	Height	0 mm		
Horizontal Luminous Area			1.431388 m2	Emitting area on Plane 180°			0.000000 m2
Emitting area on Plane 0°			0.000000 m2	Emitting area on Plane 270°			0.000000 m2
Emitting area on Plane 90°			0.000000 m2	Glare area at 76°			0.346284 m2
Coordinate system		CG		Symmetry Type		Asymmetrical	
Date		11-11-2020		Maximum Gamma Angle		180	
Measurement Distance		0.00		Measurement Flux		125 lm	

LED Flux=186,98lm LED Power=6,87W Eff=67% EfcLed=27lm/W EfcLum=10lm/W L70(6K)=60000 h

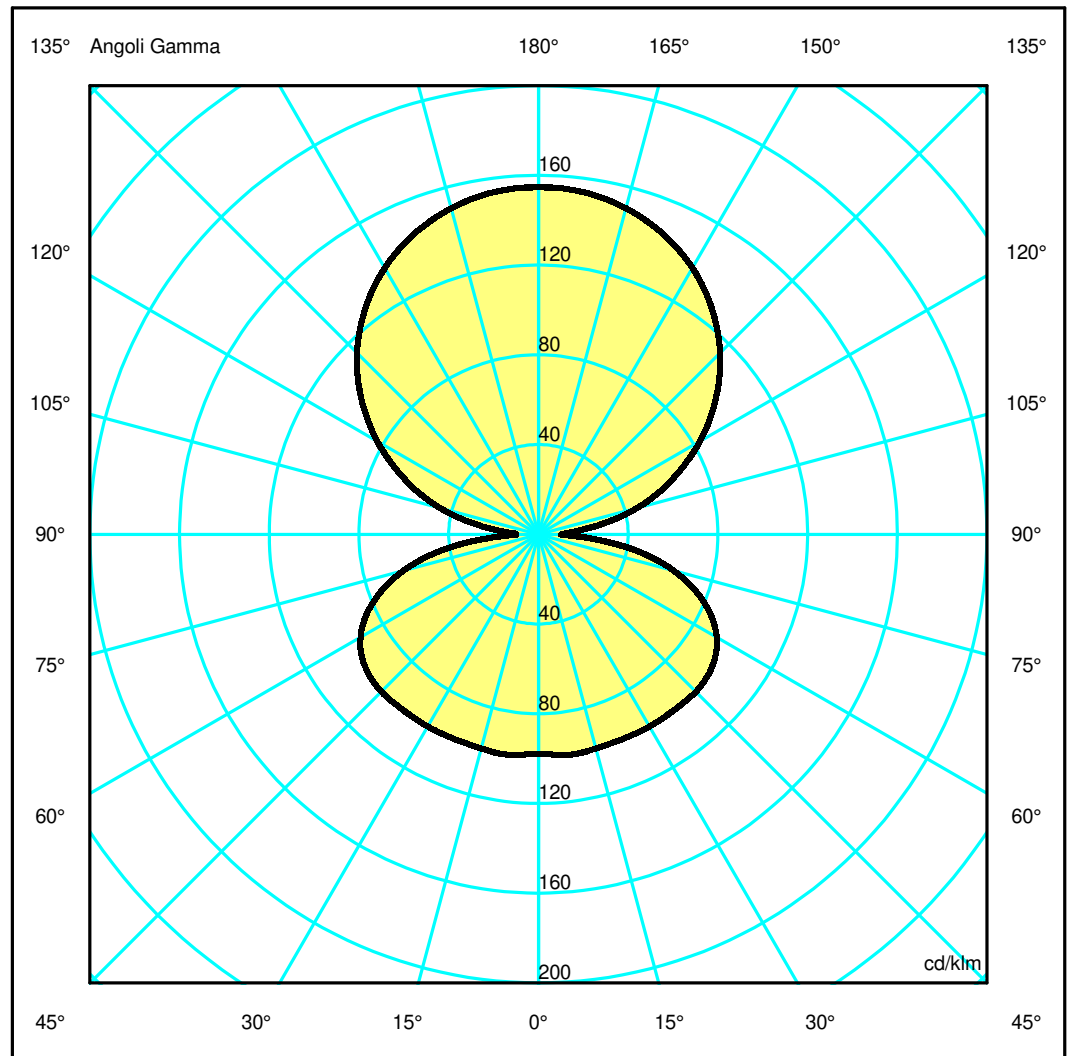
C.I.E. 32 63 89 49 100
F UTE 0.49 I + 0.51 T

D DIN 5040
B NBN

C22
BZ 6



ULOR 51.50 %
DLOR 48.50 %
RN 51.50 %



Luminaire

Code 1994310A_B
Name DISCOVERY VERTICAL 140 RGB+W - BLUE

Measurerm.

Code FTS2000440
Name DISCOVERY VERTICAL 140 RGB+W - BLUE

Luminaire Flux	125 lm	Luminaire Power	13.0 W	Efficacy	9.628 lm/W	Efficiency	100.00%
Source Flux	125 lm	Maximum value	154.80 cd/klm	Position	C=0.00 G=180.00	CG	Asymmetrical
Round Luminaire		Diam.	1400 mm	Height	17 mm		
Round Luminous Area		Diam.	1350 mm	Height	0 mm		
Horizontal Luminous Area			1.431388 m2	Emitting area on Plane 180°			0.000000 m2
Emitting area on Plane 0°			0.000000 m2	Emitting area on Plane 270°			0.000000 m2
Emitting area on Plane 90°			0.000000 m2	Glare area at 76°			0.346284 m2
Coordinate system		CG		Symmetry Type		Asymmetrical	
Date		11-11-2020		Maximum Gamma Angle		180	
Measurement Distance		0.00		Measurement Flux		125 lm	

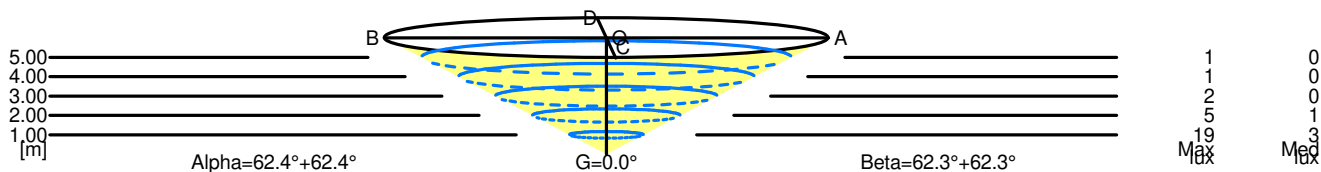
LED Flux=186,98lm LED Power=6,87W Eff=67% EfcLed=27lm/W EfcLum=10lm/W L70(6K)=60000 h

C.I.E.	32 63 89 49 100	D DIN 5040	C22
F UTE	0.49 I + 0.51 T	B NBN	BZ 6

Width at 50.00 % of Max Intensity

H[m]	1.00	2.00	3.00	4.00	5.00	H[m]	1.00	2.00	3.00	4.00	5.00
OA	1.91	3.82	5.73	7.64	9.55	OC	1.91	3.82	5.73	7.63	9.54
OB	1.91	3.82	5.73	7.64	9.55	OD	1.91	3.82	5.73	7.63	9.54

	Luminous Intensities [cd/klm]									
	0	5	15	25	35	45	55	65	75	85
OA	19.37	19.33	18.84	17.85	16.34	14.32	11.80	8.88	5.71	2.08
OB	19.37	19.33	18.84	17.85	16.34	14.32	11.80	8.88	5.71	2.08
OC	19.37	19.33	18.84	17.85	16.34	14.32	11.80	8.88	5.71	2.08
OD	19.37	19.33	18.84	17.85	16.34	14.32	11.80	8.88	5.71	2.08



5.00	19.10	1	0		
4.00	15.28	1	0		
3.00	11.46	2	0		
2.00	7.64	5	1		
1.00	3.82	19	3		
H[m]	D[m]	Max lux	Med lux	Alpha=62.4°+62.4°	G=0.0

5.00	19.09	1	0		
4.00	15.27	1	0		
3.00	11.45	2	0		
2.00	7.63	5	1		
1.00	3.82	19	3		
H[m]	D[m]	Max lux	Med lux	Beta=62.3°+62.3°	G=0.0