

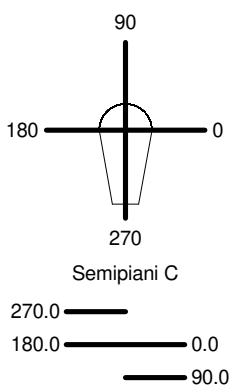
Luminaire

Code A011900
Name TOLOMEO MICRO LED T ALL.

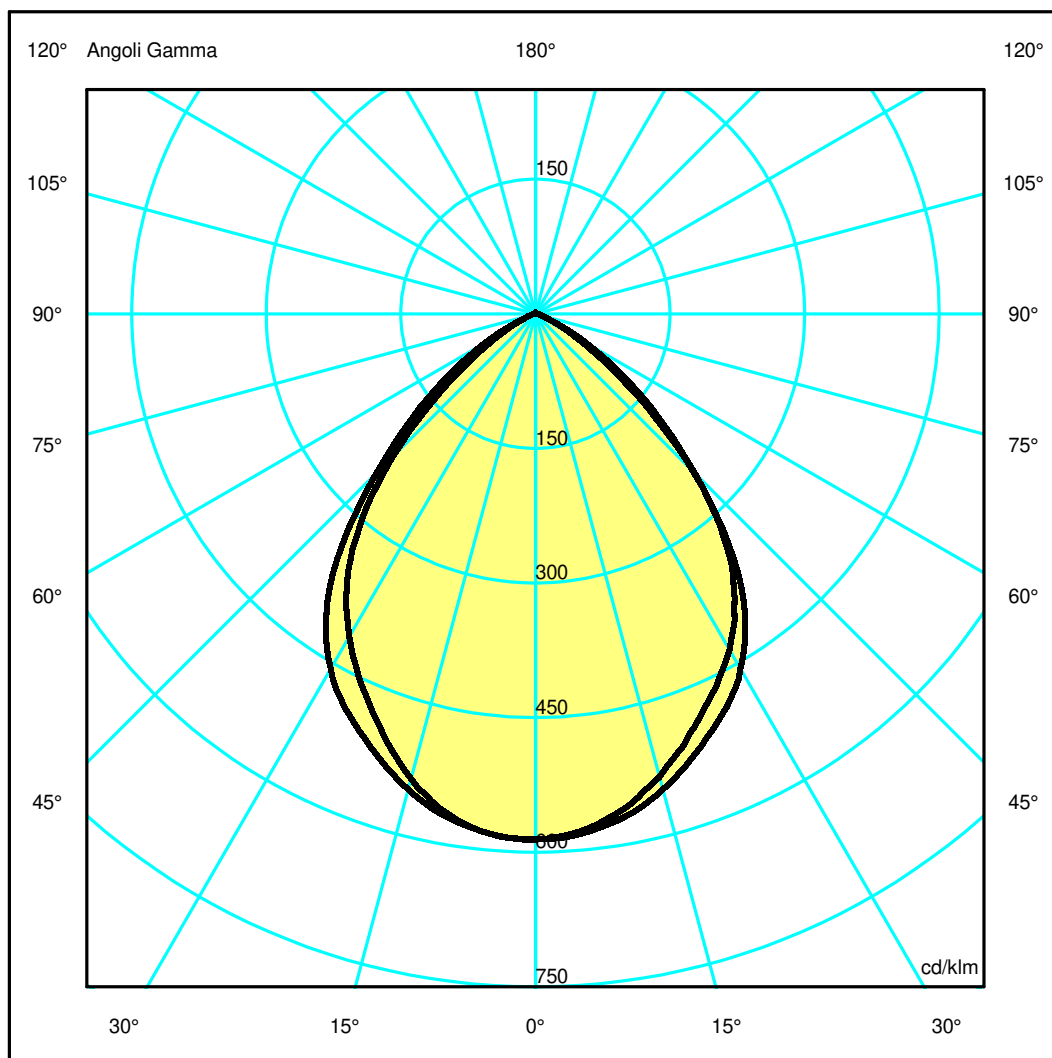
Measurement

Code FTS2300077
Name TOLOMEO MICRO LED T ALL.

Luminaire Flux	648 lm	Luminaire Power	7.0 W	Efficacy	92.604 lm/W	Efficiency	100.00%
Source Flux	648 lm	Maximum value	586.10 cd/klm	Position	C=270.00 G=1.00	CG	Sym. on planes 270-90
Round Luminaire		Diam.	110 mm	Height	67 mm		
Round Luminous Area		Diam.	65 mm	Height	0 mm		
Horizontal Luminous Area			0.003318 m ²	Emitting area on Plane 180°			0.000000 m ²
Emitting area on Plane 0°			0.000000 m ²	Emitting area on Plane 270°			0.000000 m ²
Emitting area on Plane 90°			0.000000 m ²	Glare area at 76°			0.000803 m ²
Coordinate system		CG Roads		Symmetry Type		Sym. on planes 270-90	
Date		13-05-2022		Maximum Gamma Angle		180	
Measurement Distance		0.00		Measurement Flux		648 lm	
LED Flux=910lm LED Power=4.8W Eff=71% EfcLed=190lm/W EfcLum=93lm/W CCT=3000K Ra=90 R9=50 SDCM=3 L70(10K)=60000h							
C.I.E.	70 96 99 100 100			D DIN 5040		A50	



ULOR 0.34 %
DLOR 99.66 %
RN 0.34 %



Luminaire

Code A011900
Name TOLOMEO MICRO LED T ALL.

Measur.

Code FTS2300077
Name TOLOMEO MICRO LED T ALL.

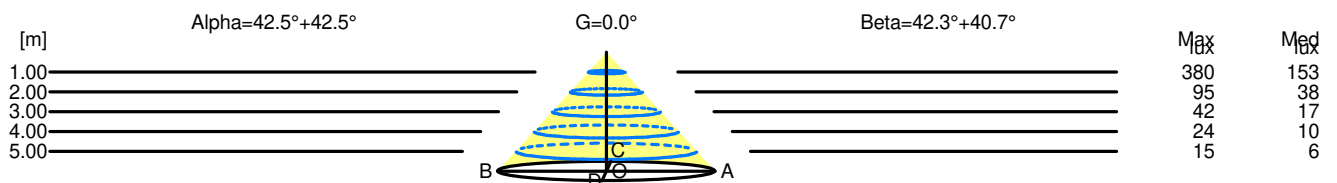
Luminaire Flux	648 lm	Luminaire Power	7.0 W	Efficacy	92.604 lm/W	Efficiency	100.00%
Source Flux	648 lm	Maximum value	586.10 cd/klm	Position	C=270.00 G=1.00	CG Sym. on planes 270-90	
Round Luminaire		Diam.	110 mm	Height	67 mm		
Round Luminous Area		Diam.	65 mm	Height	0 mm		
Horizontal Luminous Area		0.003318 m2		Emitting area on Plane 180°		0.000000 m2	
Emitting area on Plane 0°		0.000000 m2		Emitting area on Plane 270°		0.000000 m2	
Emitting area on Plane 90°		0.000000 m2		Glare area at 76°		0.000803 m2	
Coordinate system		CG Roads		Symmetry Type		Sym. on planes 270-90	
Date		13-05-2022		Maximum Gamma Angle		180	
Measurement Distance		0.00		Measurement Flux		648 lm	
LED Flux=910lm LED Power=4.8W Eff=71% EfcLed=190lm/W EfcLum=93lm/W CCT=3000K Ra=90 R9=50 SDCM=3 L70(10K)=60000h							
C.I.E.	70 96 99 100 100			D DIN 5040		A50	

Width at 50.00 % of Max Intensity

H[m]	1.00	2.00	3.00	4.00	5.00	H[m]	1.00	2.00	3.00	4.00	5.00
OA	0.91	1.83	2.74	3.66	4.57	OC	0.91	1.82	2.73	3.64	4.55
OB	0.91	1.83	2.74	3.66	4.57	OD	0.86	1.72	2.58	3.44	4.30

Luminous Intensities [cd/klm]

	0	5	15	25	35	45	55	65	75	85
OA	379.77	377.05	355.55	319.19	263.44	162.53	75.26	19.51	4.42	2.42
OB	379.77	377.05	355.55	319.19	263.44	162.53	75.26	19.51	4.42	2.42
OC	379.77	374.99	346.18	302.31	250.67	160.83	62.25	17.11	4.85	2.39
OD	379.77	377.04	347.58	296.69	237.58	146.10	55.45	14.17	3.98	1.85



H[m]	D[m]	Max lux	Med lux	Alpha=42.5°+42.5°	G=0.0
1.00	1.83	380	153		
2.00	3.66	95	38		
3.00	5.49	42	17		
4.00	7.32	24	10		
5.00	9.15	15	6		

H[m]	D[m]	Max lux	Med lux	Beta=40.7°+42.3°	G=0.0
1.00	1.77	380	153		
2.00	3.54	95	38		
3.00	5.31	42	17		
4.00	7.08	24	10		
5.00	8.85	15	6		