

Luminaire

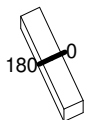
Code AK00500
Name MOUETTE LED ASYMMETRIC L=1950mm 830 DM

Measurem.

Code FTS1700463
Name MOUETTE LED ASYMMETRIC L=1950mm 830 DM

Luminaire Flux	8185.57 lm	Luminaire Power	85.00 W	Efficacy	96.30 lm/W	Efficiency	100.00%
Lamps Flux	8185.57 lm	Maximum value	267.81 cd/klm	Position	C=0.00 G=0.00	CG	Rotosymmetrical
Rectangular Luminaire		Length	1950 mm	Width	400 mm	Height	207 mm
Rectangular Luminous Area		Length	1950 mm	Width	400 mm	Height	207 mm
Horizontal Luminous Area		0.780000 m2		Emitting area on Plane 180°		0.403650 m2	
Emitting area on Plane 0°		0.403650 m2		Emitting area on Plane 270°		0.082800 m2	
Emitting area on Plane 90°		0.082800 m2		Glare area at 76°		0.580359 m2	
Coordinate system		CG		Symmetry Type		Rotosymmetrical	
Date		19-04-2017		Maximum Gamma Angle		180	
Measurement Distance		0.00		Measurement Flux		8185.57 lm	
LED Flux=9953,28lm LED Power=76W Eff=82% EfcLed=131lm/W EfcLum=96lm/W Ra=80 SDCM=3 L90(6K)=50000h							
C.I.E.	44 75 92 82 100			D DIN 5040		B31	
F UTE	0.82 E + 0.18 T			B NBN		BZ 5	

1950mm x 400mm



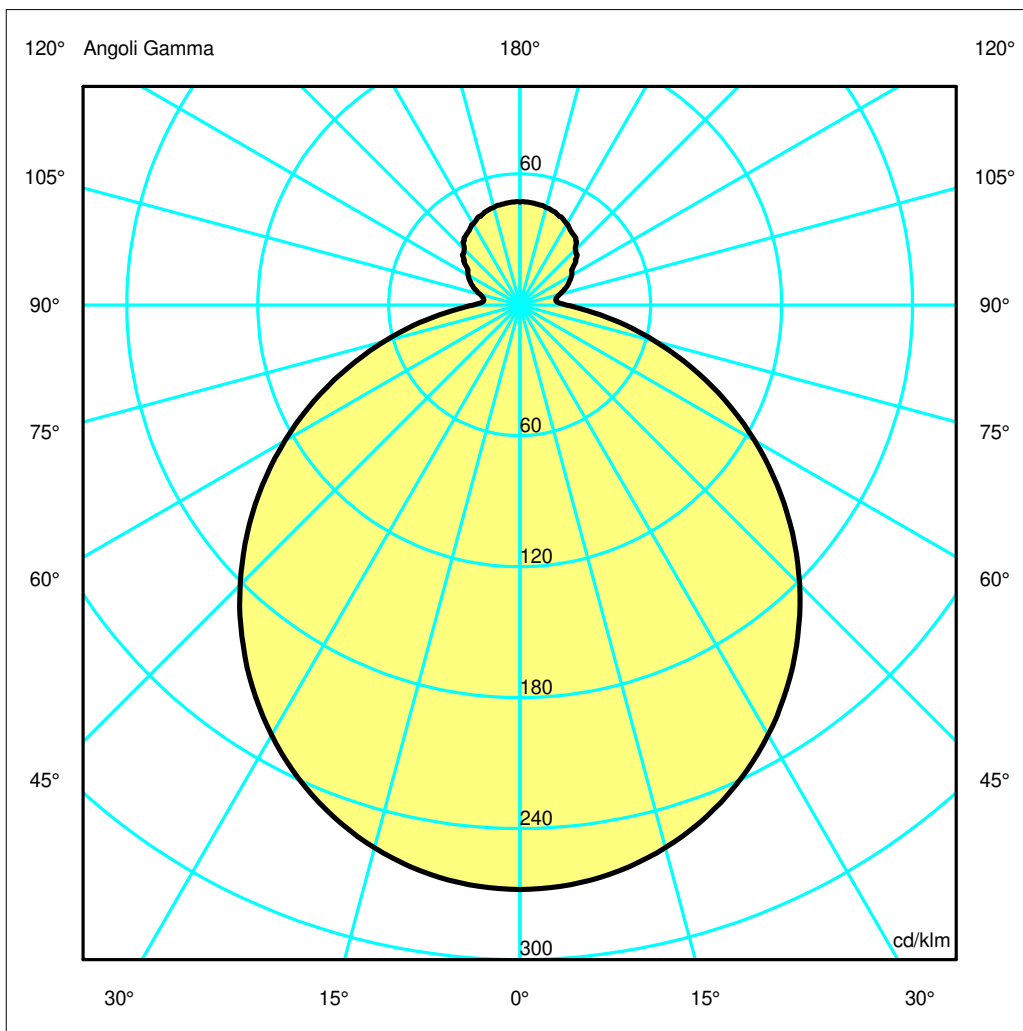
Semipiani C

180.0 ——— 0.0

ULOR 18.34 %

DLOR 81.66 %

RN 18.34 %



Luminaire

Code AK00500
Name MOUETTE LED ASYMMETRIC L=1950mm 830 DM

Measurerm.

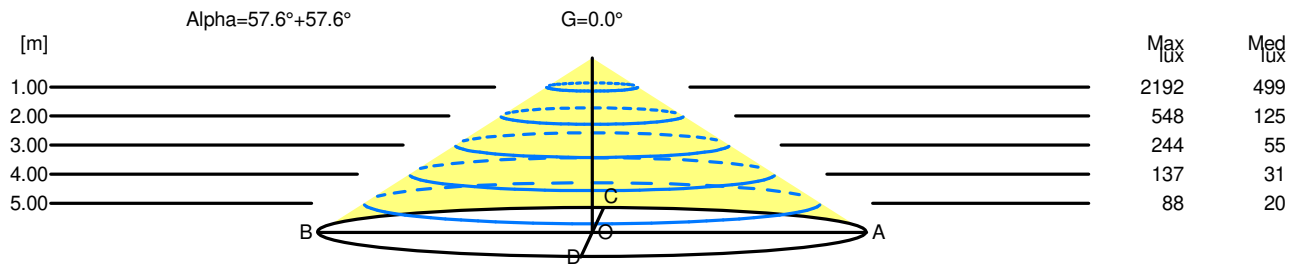
Code FTS1700463
Name MOUETTE LED ASYMMETRIC L=1950mm 830 DM

Luminaire Flux	8185.57 lm	Luminaire Power	85.00 W	Efficacy	96.30 lm/W	Efficiency	100.00%
Lamps Flux	8185.57 lm	Maximum value	267.81 cd/klm	Position	C=0.00 G=0.00	CG	Rotosymmetrical
Rectangular Luminaire		Length	1950 mm	Width	400 mm	Height	207 mm
Rectangular Luminous Area		Length	1950 mm	Width	400 mm	Height	207 mm
Horizontal Luminous Area		0.780000 m2		Emitting area on Plane 180°		0.403650 m2	
Emitting area on Plane 0°		0.403650 m2		Emitting area on Plane 270°		0.082800 m2	
Emitting area on Plane 90°		0.082800 m2		Glare area at 76°		0.580359 m2	
Coordinate system		CG		Symmetry Type		Rotosymmetrical	
Date		19-04-2017		Maximum Gamma Angle		180	
Measurement Distance		0.00		Measurement Flux		8185.57 lm	
LED Flux=9953,28lm LED Power=76W Eff=82% EfcLed=131lm/W EfcLum=96lm/W Ra=80 SDCM=3 L90(6K)=50000h							
C.I.E.	44 75 92 82 100			D DIN 5040		B31	
F UTE	0.82 E + 0.18 T			B NBN		BZ 5	

Width at 50.00 % of Max Intensity

H[m]	1.00	2.00	3.00	4.00	5.00	H[m]	1.00	2.00	3.00	4.00	5.00
OA	1.57	3.15	4.72	6.29	7.87	OC	1.57	3.15	4.72	6.29	7.87
OB	1.57	3.15	4.72	6.29	7.87	OD	1.57	3.15	4.72	6.29	7.87

	Luminous Intensities [cd/klm]									
	0	5	15	25	35	45	55	65	75	85
OA	2192.14	2182.86	2107.63	1961.25	1748.90	1483.63	1178.96	850.68	524.65	255.74
OB	2192.14	2182.86	2107.63	1961.25	1748.90	1483.63	1178.96	850.68	524.65	255.74
OC	2192.14	2182.86	2107.63	1961.25	1748.90	1483.63	1178.96	850.68	524.65	255.74
OD	2192.14	2182.86	2107.63	1961.25	1748.90	1483.63	1178.96	850.68	524.65	255.74



H[m]	D[m]	Max lux	Med lux	Alpha=57.6°+57.6°	G=0.0
1.00	3.15	2192	499		
2.00	6.29	548	125		
3.00	9.44	244	55		
4.00	12.59	137	31		
5.00	15.73	88	20		