

Luminaire

Code AN00104+AP90200
Name VECTOR 40 TRACK 930 SP ND NRO + LENS FOR ELLIPTICAL EMISSION

Measurement

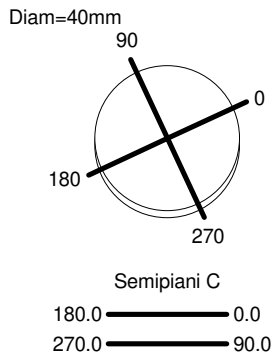
Code FTS1800557
Name VECTOR 40 TRACK 930 SP ND NRO + LENS FOR ELLIPTICAL EMISSION

Luminaire Flux	359 lm	Luminaire Power	10.0 W	Efficacy	35.938 lm/W	Efficiency	100.00%
Source Flux	359 lm	Maximum value	4963.04 cd/klm	Position	C=0.00 G=0.00	CG	Double Symmetrical
Round Luminaire		Diam.	40 mm	Height	103 mm		
Round Luminous Area		Diam.	27 mm	Height	0 mm		
Horizontal Luminous Area			0.000573 m2	Emitting area on Plane 180°			0.000000 m2
Emitting area on Plane 0°			0.000000 m2	Emitting area on Plane 270°			0.000000 m2
Emitting area on Plane 90°			0.000000 m2	Glare area at 76°			0.000139 m2
Coordinate system		CG		Symmetry Type		Double Symmetrical	
Date		10-05-2018		Maximum Gamma Angle		180	
Measurement Distance		0.00		Measurement Flux		359 lm	

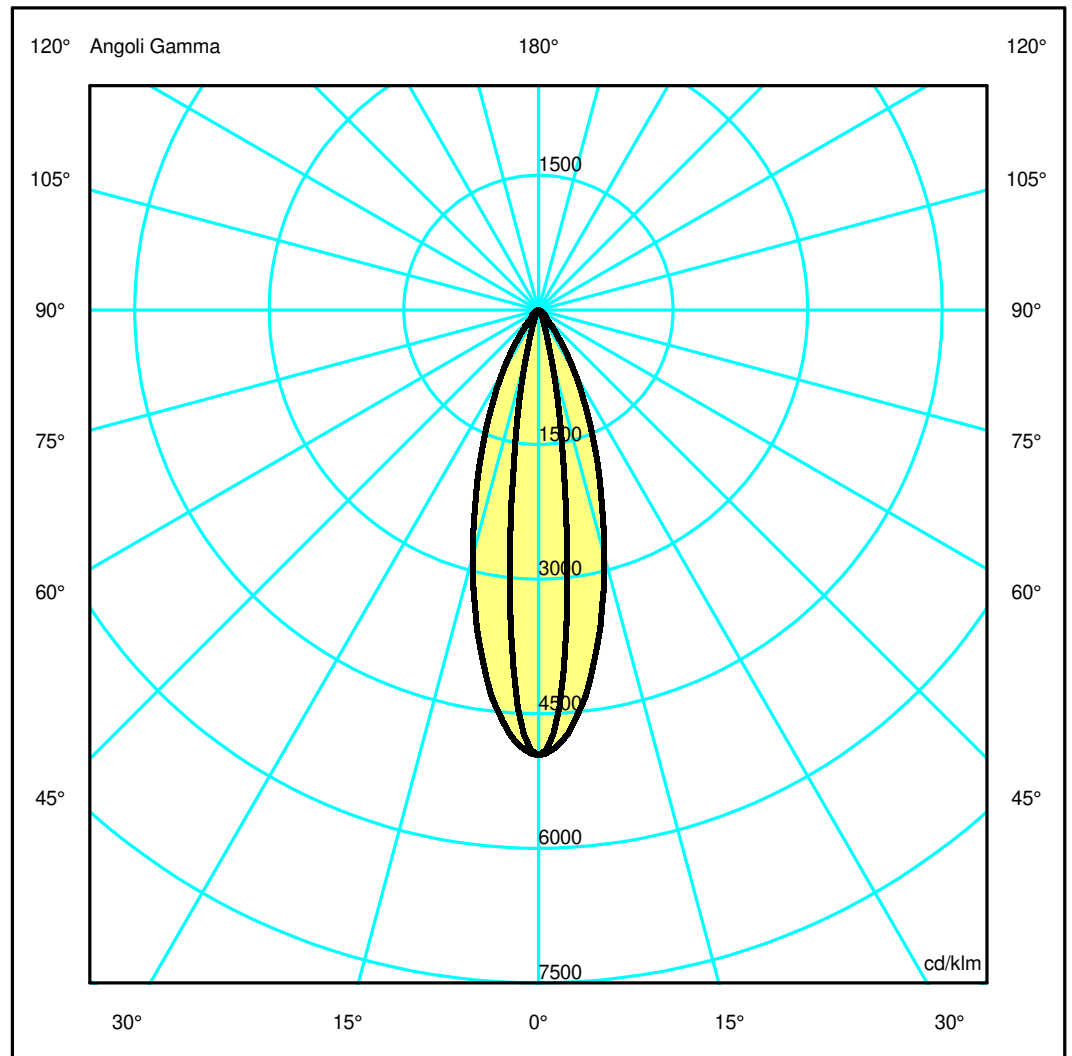
LED Flux=667,5lm LED Power=8W Eff=54% EfcLed=83lm/W EfcLum=36lm/W CCT=3000K Ra=90 SDCM=3 L70(6K)=50000h

C.I.E. 96 99 100 100 100
F UTE 1.00 A

D DIN 5040
B NBN
A60
BZ 1



ULOR 0.00 %
DLOR 100.00 %
RN 0.00 %



Luminaire

Code AN00104+AP90200
Name VECTOR 40 TRACK 930 SP ND NRO + LENS FOR ELLIPTICAL EMISSION

Measurem.

Code FTS1800557
Name VECTOR 40 TRACK 930 SP ND NRO + LENS FOR ELLIPTICAL EMISSION

Luminaire Flux	359 lm	Luminaire Power	10.0 W	Efficacy	35.938 lm/W	Efficiency	100.00%
Source Flux	359 lm	Maximum value	4963.04 cd/klm	Position	C=0.00 G=0.00	CG	Double Symmetrical
Round Luminaire		Diam.	40 mm	Height	103 mm		
Round Luminous Area		Diam.	27 mm	Height	0 mm		
Horizontal Luminous Area		0.000573 m2		Emitting area on Plane 180°		0.000000 m2	
Emitting area on Plane 0°		0.000000 m2		Emitting area on Plane 270°		0.000000 m2	
Emitting area on Plane 90°		0.000000 m2		Glare area at 76°		0.000139 m2	
Coordinate system		CG		Symmetry Type		Double Symmetrical	
Date		10-05-2018		Maximum Gamma Angle		180	
Measurement Distance		0.00		Measurement Flux		359 lm	

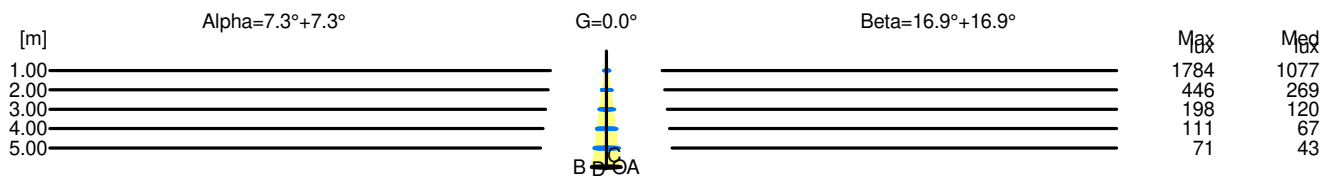
LED Flux=667,5lm LED Power=8W Eff=54% EfcLed=83lm/W EfcLum=36lm/W CCT=3000K Ra=90 SDCM=3 L70(6K)=50000h

C.I.E.	96 99 100 100 100	D DIN 5040	A60
F UTE	1.00 A	B NBN	BZ 1

Width at 50.00 % of Max Intensity

H[m]	1.00	2.00	3.00	4.00	5.00	H[m]	1.00	2.00	3.00	4.00	5.00
OA	0.13	0.26	0.38	0.51	0.64	OC	0.30	0.61	0.91	1.22	1.52
OB	0.13	0.26	0.38	0.51	0.64	OD	0.30	0.61	0.91	1.22	1.52

		Luminous Intensities [cd/klm]									
		0	5	15	25	35	45	55	65	75	85
OA	1783.62	1275.49	194.31	39.51	11.48	3.51	1.50	0.93	0.59	0.27	
OB	1783.62	1275.49	194.31	39.51	11.48	3.51	1.50	0.93	0.59	0.27	
OC	1783.62	1652.40	1014.88	471.32	156.55	37.23	23.17	12.29	2.26	0.25	
OD	1783.62	1652.40	1014.88	471.32	156.55	37.23	23.17	12.29	2.26	0.25	



H[m]	D[m]	Max lux	Med lux	Alpha=7.3°+7.3°	G=0.0
1.00	0.26	1784	1077		
2.00	0.51	446	269		
3.00	0.77	198	120		
4.00	1.02	111	67		
5.00	1.28	71	43		

H[m]	D[m]	Max lux	Med lux	Beta=16.9°+16.9°	G=0.0
1.00	0.61	1784	1077		
2.00	1.22	446	269		
3.00	1.83	198	120		
4.00	2.43	111	67		
5.00	3.04	71	43		