

Luminaire

Code AP20315+AP90400
Name VECTOR 40 MAGNET SUSP 930 WF BSV + ANTI DAZZLE LOUVRE

Measurement

Code FTS1800599
Name VECTOR 40 MAGNET SUSP 930 WF BSV + ANTI DAZZLE LOUVRE

Luminaire Flux	299 lm	Luminaire Power	9.0 W	Efficacy	33.236 lm/W	Efficiency	100.00%
Source Flux	299 lm	Maximum value	4238.65 cd/klm	Position	C=0.00 G=0.00	CG	Rotosymmetrical
Round Luminaire		Diam.	40 mm	Height	103 mm		
Round Luminous Area		Diam.	27 mm	Height	0 mm		
Horizontal Luminous Area		0.000573 m ²		Emitting area on Plane 180°		0.000000 m ²	
Emitting area on Plane 0°		0.000000 m ²		Emitting area on Plane 270°		0.000000 m ²	
Emitting area on Plane 90°		0.000000 m ²		Glare area at 76°		0.000139 m ²	
Coordinate system		CG		Symmetry Type		Rotosymmetrical	
Date		23-09-2021		Maximum Gamma Angle		180	
Measurement Distance		0.00		Measurement Flux		299 lm	

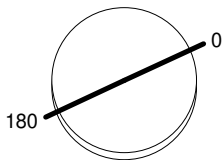
LED Flux=846lm LED Power=8W Eff=35% EfcLed=106lm/W EfcLum=33lm/W CCT=3000K Ra=90 SDCM=2 L70(6K)=50000h

C.I.E. 99 100 100 100 100
F UTE --

D DIN 5040
B NBN

A60
BZ 1

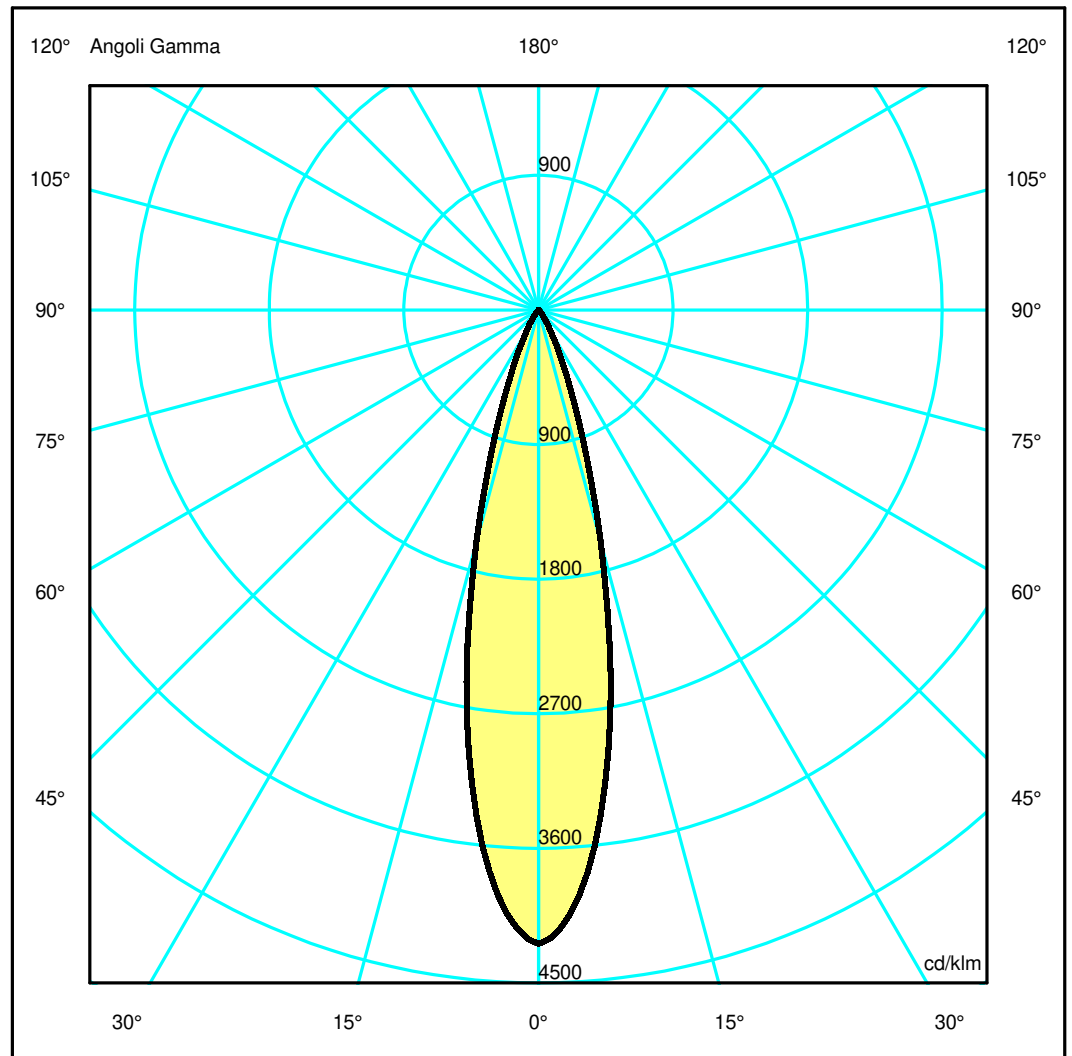
Diam=40mm



Semipiani C

180.0 ——— 0.0

ULOR 0.00 %
DLOR 100.00 %
RN 0.00 %



Luminaire

Code AP20315+AP90400
Name VECTOR 40 MAGNET SUSP 930 WF BSV + ANTI DAZZLE LOUVRE

Measurerm.

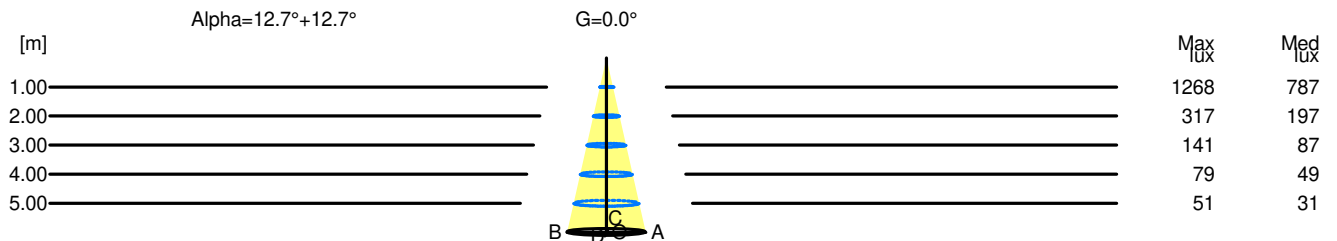
Code FTS1800599
Name VECTOR 40 MAGNET SUSP 930 WF BSV + ANTI DAZZLE LOUVRE

Luminaire Flux	299 lm	Luminaire Power	9.0 W	Efficacy	33.236 lm/W	Efficiency	100.00%
Source Flux	299 lm	Maximum value	4238.65 cd/klm	Position	C=0.00 G=0.00	CG	Rotosymmetrical
Round Luminaire		Diam.	40 mm	Height	103 mm		
Round Luminous Area		Diam.	27 mm	Height	0 mm		
Horizontal Luminous Area		0.000573 m2		Emitting area on Plane 180°		0.000000 m2	
Emitting area on Plane 0°		0.000000 m2		Emitting area on Plane 270°		0.000000 m2	
Emitting area on Plane 90°		0.000000 m2		Glare area at 76°		0.000139 m2	
Coordinate system		CG		Symmetry Type		Rotosymmetrical	
Date		23-09-2021		Maximum Gamma Angle		180	
Measurement Distance		0.00		Measurement Flux		299 lm	
LED Flux=846lm LED Power=8W Eff=35% EfcLed=106lm/W EfcLum=33lm/W CCT=3000K Ra=90 SDCM=2 L70(6K)=50000h							
C.I.E.	99	100	100	100	100	D DIN 5040	A60
F UTE	--					B NBN	BZ 1

Width at 50.00 % of Max Intensity

H[m]	1.00	2.00	3.00	4.00	5.00	H[m]	1.00	2.00	3.00	4.00	5.00
OA	0.23	0.45	0.68	0.90	1.13	OC	0.23	0.45	0.68	0.90	1.13
OB	0.23	0.45	0.68	0.90	1.13	OD	0.23	0.45	0.68	0.90	1.13

	Luminous Intensities [cd/klm]									
	0	5	15	25	35	45	55	65	75	85
OA	1267.86	1127.80	479.03	106.13	20.16	4.07	0.81	0.31	0.00	0.00
OB	1267.86	1127.80	479.03	106.13	20.16	4.07	0.81	0.31	0.00	0.00
OC	1267.86	1127.80	479.03	106.13	20.16	4.07	0.81	0.31	0.00	0.00
OD	1267.86	1127.80	479.03	106.13	20.16	4.07	0.81	0.31	0.00	0.00



H[m]	D[m]	Max lux	Med lux	Alpha=12.7°+12.7°	G=0.0
1.00	0.45	1268	787		
2.00	0.90	317	197		
3.00	1.35	141	87		
4.00	1.80	79	49		
5.00	2.25	51	31		