

## Luminaire

Code AQ54201APP  
Name A.24 INC SA360 1122 SHRP FL3000K WH APP\*

## Measurement

Code FTS1901631  
Name A.24 INC SA360 1122 SHRP FL3000K WH APP\*

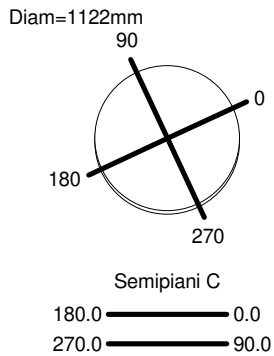
Luminaire Flux	3256 lm	Luminaire Power	42.0 W	Efficacy	77.528 lm/W	Efficiency	100.00%
Source Flux	3256 lm	Maximum value	2814.46 cd/klm	Position	C=20.00 G=1.00	CG	Double Symmetrical
Round Luminaire		Diam.	1122 mm	Height	54 mm		
Round Luminous Area		Diam.	88 mm	Height	0 mm		
Horizontal Luminous Area			0.006082 m2	Emitting area on Plane 180°			0.000000 m2
Emitting area on Plane 0°			0.000000 m2	Emitting area on Plane 270°			0.000000 m2
Emitting area on Plane 90°			0.000000 m2	Glare area at 76°			0.001471 m2
Coordinate system		CG		Symmetry Type		Double Symmetrical	
Date		21-11-2018		Maximum Gamma Angle		180	
Measurement Distance		0.00		Measurement Flux		3256 lm	

LED Flux=4000.2lm LED Power=38W Eff=81% EfcLed=105lm/W EfcLum=78lm/W CCT=3000K Ra=90 SDCM=2 L90(20K)=118000h

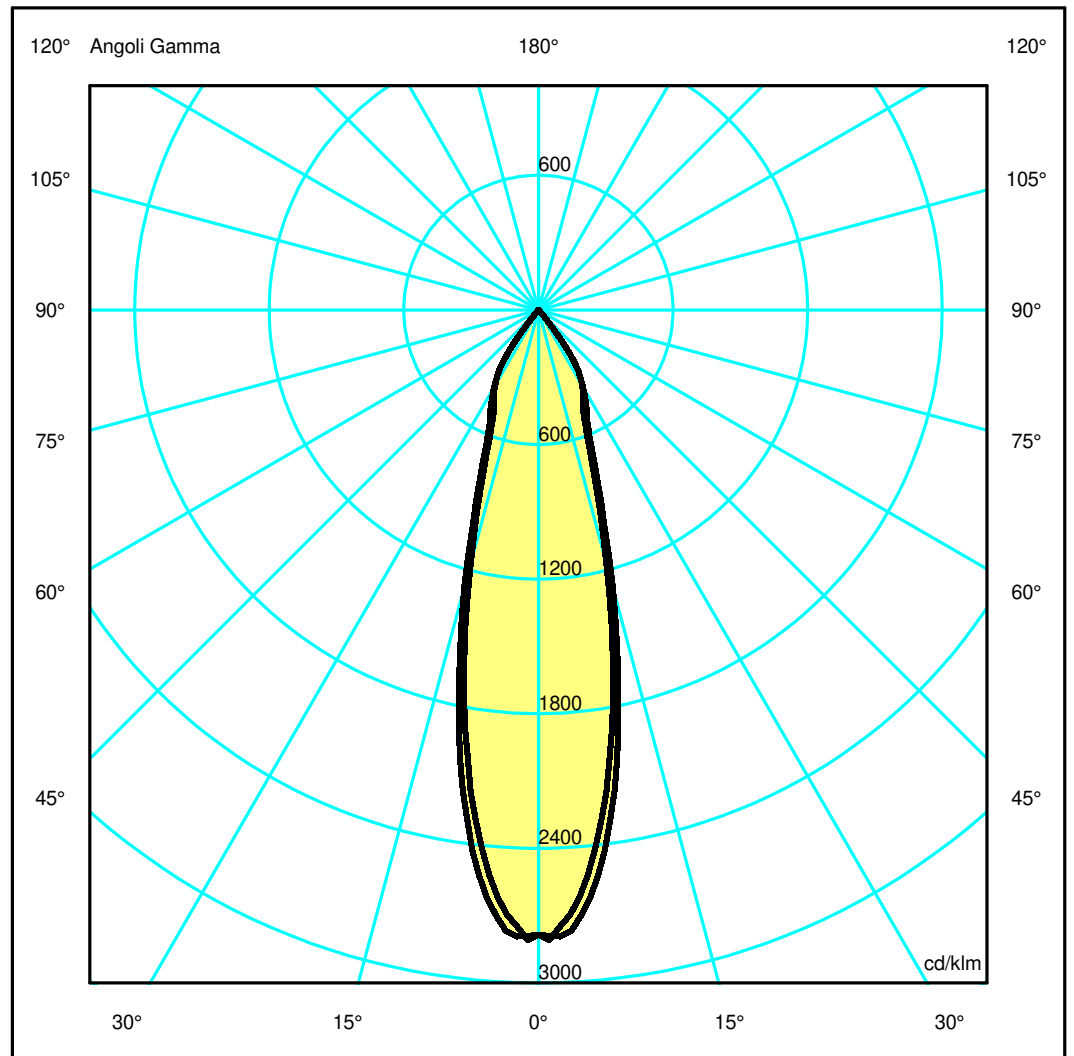
C.I.E. 98 100 100 100 100  
F UTE --

D DIN 5040  
B NBN

A60  
BZ 1



ULOR 0.00 %  
DLOR 100.00 %  
RN 0.00 %



## Luminaire

Code AQ54201APP  
Name A.24 INC SA360 1122 SHRP FL3000K WH APP\*

## Measurerm.

Code FTS1901631  
Name A.24 INC SA360 1122 SHRP FL3000K WH APP\*

Luminaire Flux	3256 lm	Luminaire Power	42.0 W	Efficacy	77.528 lm/W	Efficiency	100.00%
Source Flux	3256 lm	Maximum value	2814.46 cd/klm	Position	C=20.00 G=1.00	CG	Double Symmetrical
Round Luminaire		Diam.	1122 mm	Height	54 mm		
Round Luminous Area		Diam.	88 mm	Height	0 mm		
Horizontal Luminous Area		0.006082 m2		Emitting area on Plane 180°		0.000000 m2	
Emitting area on Plane 0°		0.000000 m2		Emitting area on Plane 270°		0.000000 m2	
Emitting area on Plane 90°		0.000000 m2		Glare area at 76°		0.001471 m2	
Coordinate system		CG		Symmetry Type		Double Symmetrical	
Date		21-11-2018		Maximum Gamma Angle		180	
Measurement Distance		0.00		Measurement Flux		3256 lm	

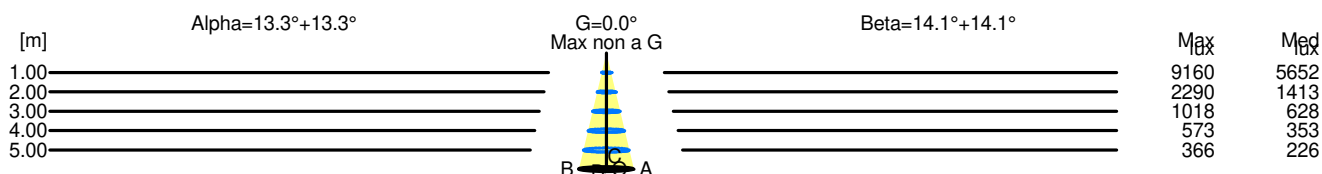
LED Flux=4000.2lm LED Power=38W Eff=81% EfcLed=105lm/W EfcLum=78lm/W CCT=3000K Ra=90 SDCM=2 L90(20K)=118000h

C.I.E.	98	100	100	100	100	D DIN 5040	A60
F UTE	--					B NBN	BZ 1

### Width at 50.00 % of Max Intensity

H[m]	1.00	2.00	3.00	4.00	5.00	H[m]	1.00	2.00	3.00	4.00	5.00
OA	0.24	0.47	0.71	0.95	1.18	OC	0.25	0.50	0.75	1.00	1.25
OB	0.24	0.47	0.71	0.95	1.18	OD	0.25	0.50	0.75	1.00	1.25

	Luminous Intensities [ cd/klm ]									
	0	5	15	25	35	45	55	65	75	85
OA	9065.62	8229.38	3812.43	1525.84	865.37	21.69	7.52	2.15	0.00	0.00
OB	9065.62	8229.38	3812.43	1525.84	865.37	21.69	7.52	2.15	0.00	0.00
OC	9065.62	8566.50	4157.92	1649.64	854.83	31.64	8.69	2.06	0.00	0.00
OD	9065.62	8566.50	4157.92	1649.64	854.83	31.64	8.69	2.06	0.00	0.00



H[m]	D[m]	Max lux	Med lux	Alpha=13.3°+13.3°	G=0.0 Max non a G
1.00	0.47	9160	5652		
2.00	0.95	2290	1413		
3.00	1.42	1018	628		
4.00	1.89	573	353		
5.00	2.37	366	226		

H[m]	D[m]	Max lux	Med lux	Beta=14.1°+14.1°	G=0.0 Max non a G
1.00	0.50	9160	5652		
2.00	1.00	2290	1413		
3.00	1.50	1018	628		
4.00	2.01	573	353		
5.00	2.51	366	226		