

## Luminaire

Code AY05504  
Name SERIES Y-MOD.1200MM DIFF+IND 940 NRO

## Measurement

Code FTS1802392-A  
Name SERIES Y-MOD.1200MM DIFF+IND 940 NRO

Luminaire Flux	5875 lm	Luminaire Power	55.0 W	Efficacy	106.813 lm/W	Efficiency	100.00%
Source Flux	5875 lm	Maximum value	257.19 cd/klm	Position	C=30.00 G=1.00	CG	Double Symmetrical
Rectangular Luminaire		Length	1125 mm	Width	90 mm	Height	90 mm
Rectangular Luminous Area		Length	1120 mm	Width	75 mm	Height	0 mm
Horizontal Luminous Area		0.084000 m2		Emitting area on Plane 180°	0.000000 m2		
Emitting area on Plane 0°		0.000000 m2		Emitting area on Plane 270°	0.000000 m2		
Emitting area on Plane 90°		0.000000 m2		Glare area at 76°	0.020321 m2		
Coordinate system		CG		Symmetry Type	Double Symmetrical		
Date		28-02-2022		Maximum Gamma Angle	180		
Measurement Distance		0.00		Measurement Flux	5875 lm		

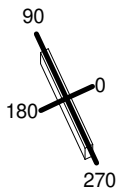
LED Flux=7768lm LED Power=45W Eff=76% EfcLed=174lm/W EfcLum=107lm/W CCT=4000K Ra=90 R9=50 SDCM=3 L70(6K)=50000h

C.I.E. 52 83 97 62 100  
F UTE 0.62 D + 0.38 T

D DIN 5040  
B NBN

B41  
BZ 4

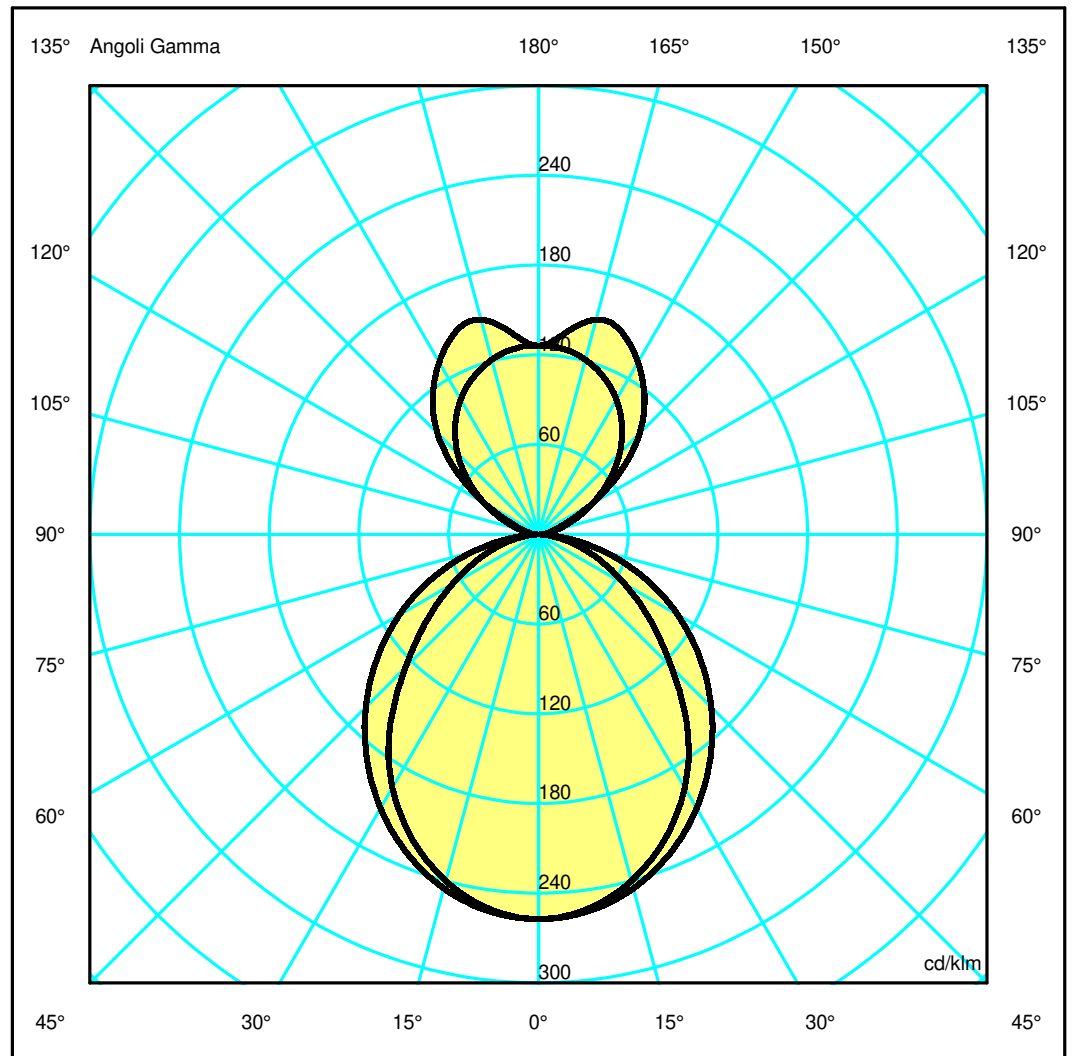
1125mm x 90mm



Semipiani C

180.0 ——— 0.0  
270.0 ——— 90.0

ULOR 38.01 %  
DLOR 61.99 %  
RN 38.01 %



## Luminaire

Code AY05504  
Name SERIES Y-MOD.1200MM DIFF+IND 940 NRO

## Measurment.

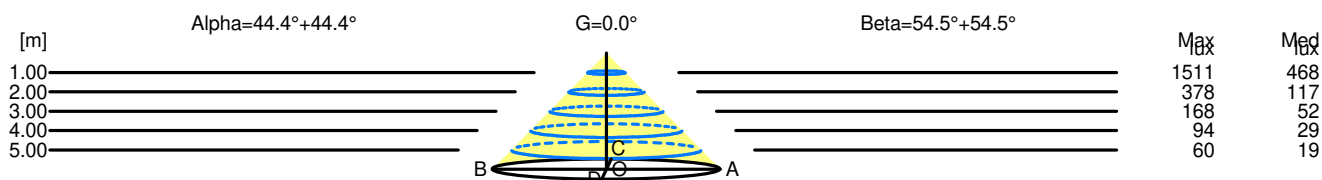
Code FTS1802392-A  
Name SERIES Y-MOD.1200MM DIFF+IND 940 NRO

Luminaire Flux	5875 lm	Luminaire Power	55.0 W	Efficacy	106.813 lm/W	Efficiency	100.00%
Source Flux	5875 lm	Maximum value	257.19 cd/klm	Position	C=30.00 G=1.00	CG	Double Symmetrical
Rectangular Luminaire		Length	1125 mm	Width	90 mm	Height	90 mm
Rectangular Luminous Area		Length	1120 mm	Width	75 mm	Height	0 mm
Horizontal Luminous Area		0.084000 m2		Emitting area on Plane 180°		0.000000 m2	
Emitting area on Plane 0°		0.000000 m2		Emitting area on Plane 270°		0.000000 m2	
Emitting area on Plane 90°		0.000000 m2		Glare area at 76°		0.020321 m2	
Coordinate system		CG		Symmetry Type		Double Symmetrical	
Date		28-02-2022		Maximum Gamma Angle		180	
Measurement Distance		0.00		Measurement Flux		5875 lm	
LED Flux=7768lm LED Power=45W Eff=76% EfcLed=174lm/W EfcLum=107lm/W CCT=4000K Ra=90 R9=50 SDCM=3 L70(6K)=50000h							
C.I.E.	52 83 97 62 100			D DIN 5040	B41		
F UTE	0.62 D + 0.38 T			B NBN	BZ 4		

### Width at 50.00 % of Max Intensity

H[m]	1.00	2.00	3.00	4.00	5.00	H[m]	1.00	2.00	3.00	4.00	5.00
OA	0.98	1.96	2.94	3.92	4.90	OC	1.40	2.81	4.21	5.61	7.01
OB	0.98	1.96	2.94	3.92	4.90	OD	1.40	2.81	4.21	5.61	7.01

	Luminous Intensities [ cd/klm]									
	0	5	15	25	35	45	55	65	75	85
OA	1510.82	1498.82	1409.75	1249.88	1027.32	739.37	497.32	300.00	145.60	28.17
OB	1510.82	1498.82	1409.75	1249.88	1027.32	739.37	497.32	300.00	145.60	28.17
OC	1510.82	1503.11	1440.16	1319.57	1155.57	960.58	744.69	513.51	273.16	63.40
OD	1510.82	1503.11	1440.16	1319.57	1155.57	960.58	744.69	513.51	273.16	63.40



H[m]	D[m]	Max lux	Med lux	Alpha=44.4°+44.4°	G=0.0
1.00	1.96	1511	468		
2.00	3.92	378	117		
3.00	5.88	168	52		
4.00	7.84	94	29		
5.00	9.80	60	19		

H[m]	D[m]	Max lux	Med lux	Beta=54.5°+54.5°	G=0.0
1.00	2.81	1511	468		
2.00	5.61	378	117		
3.00	8.42	168	52		
4.00	11.22	94	29		
5.00	14.03	60	19		