

Luminaire

Code CE13004+BZ07104
 Name SHARP REFRACTIVE TRIM 4 UNIT 2700K WF NRO + SHARP REFRACTIVE KIT LOUVRES 1 UNIT NRO

Measurement

Code FTS2200283
 Name SHARP REFRACTIVE TRIM 4 UNIT 2700K WF NRO + SHARP REFRACTIVE KIT LOUVRES 1 UNIT NRO

Luminaire Flux	1005 lm	Luminaire Power	8.0 W	Efficacy	125.670 lm/W	Efficiency	100.00%
Source Flux	1005 lm	Maximum value	1156.50 cd/klm	Position	C=0.00 G=0.00	CG	Double Symmetrical
Rectangular Luminaire		Length	164 mm	Width	55 mm	Height	55 mm
Rectangular Luminous Area		Length	140 mm	Width	35 mm	Height	0 mm
Horizontal Luminous Area		0.004900 m ²		Emitting area on Plane 180°		0.000000 m ²	
Emitting area on Plane 0°		0.000000 m ²		Emitting area on Plane 270°		0.000000 m ²	
Emitting area on Plane 90°		0.000000 m ²		Glare area at 76°		0.001185 m ²	
Coordinate system		CG		Symmetry Type		Double Symmetrical	
Date		04-10-2022		Maximum Gamma Angle		180	
Measurement Distance		0.00		Measurement Flux		1005 lm	

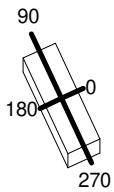
LED Flux=1249lm LED Power=8W Eff=80% EfcLed=156lm/W EfcLum=126lm/W CCT=2700K Ra=90 SDCM=3 L70(6K)=50000h

C.I.E. 98 100 100 100 100
 F UTE --

D DIN 5040
 B NBN

A60
 BZ 1

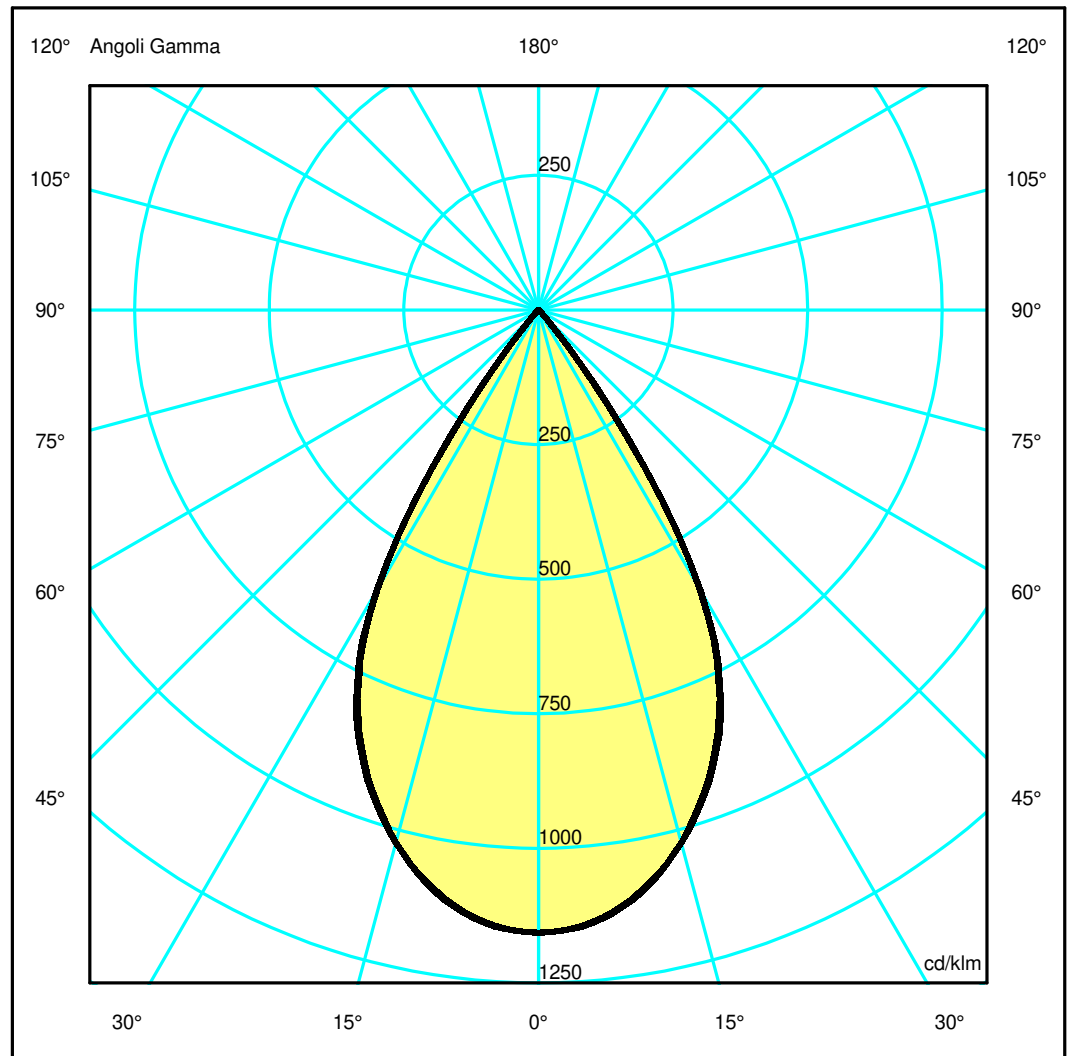
164mm x 55mm



Semipiani C

180.0 — 0.0
 270.0 — 90.0

ULOR 0.00 %
 DLOR 100.00 %
 RN 0.00 %



Luminaire

Code CE13004+BZ07104
 Name SHARP REFRACTIVE TRIM 4 UNIT 2700K WF NRO + SHARP REFRACTIVE KIT LOUVRES 1 UNIT NRO

Measurment.

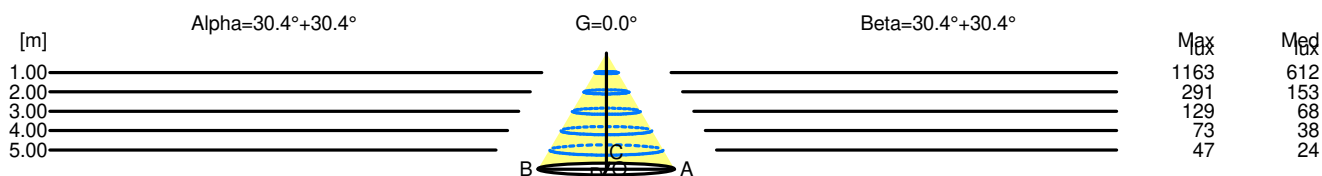
Code FTS2200283
 Name SHARP REFRACTIVE TRIM 4 UNIT 2700K WF NRO + SHARP REFRACTIVE KIT LOUVRES 1 UNIT NRO

Luminaire Flux	1005 lm	Luminaire Power	8.0 W	Efficacy	125.670 lm/W	Efficiency	100.00%
Source Flux	1005 lm	Maximum value	1156.50 cd/klm	Position	C=0.00 G=0.00	CG	Double Symmetrical
Rectangular Luminaire		Length	164 mm	Width	55 mm	Height	55 mm
Rectangular Luminous Area		Length	140 mm	Width	35 mm	Height	0 mm
Horizontal Luminous Area		0.004900 m ²		Emitting area on Plane 180°		0.000000 m ²	
Emitting area on Plane 0°		0.000000 m ²		Emitting area on Plane 270°		0.000000 m ²	
Emitting area on Plane 90°		0.000000 m ²		Glare area at 76°		0.001185 m ²	
Coordinate system		CG		Symmetry Type		Double Symmetrical	
Date		04-10-2022		Maximum Gamma Angle		180	
Measurement Distance		0.00		Measurement Flux		1005 lm	
LED Flux=1249lm LED Power=8W Eff=80% EfcLed=156lm/W EfcLum=126lm/W CCT=2700K Ra=90 SDCM=3 L70(6K)=50000h							
C.I.E.	98	100	100	100		D DIN 5040	A60
F UTE	--					B NBN	BZ 1

Width at 50.00 % of Max Intensity

H[m]	1.00	2.00	3.00	4.00	5.00	H[m]	1.00	2.00	3.00	4.00	5.00
OA	0.59	1.18	1.76	2.35	2.94	OC	0.59	1.17	1.76	2.34	2.93
OB	0.59	1.18	1.76	2.35	2.94	OD	0.59	1.17	1.76	2.34	2.93

	Luminous Intensities [cd/klm]									
	0	5	15	25	35	45	55	65	75	85
OA	1162.70	1147.44	1029.61	805.78	282.81	9.73	2.18	0.67	0.44	0.26
OB	1162.70	1147.44	1029.61	805.78	282.81	9.73	2.18	0.67	0.44	0.26
OC	1162.70	1149.07	1030.12	800.59	289.41	9.82	2.35	0.65	0.40	0.25
OD	1162.70	1149.07	1030.12	800.59	289.41	9.82	2.35	0.65	0.40	0.25



H[m]	D[m]	Max lux	Med lux	Alpha=30.4°+30.4°	G=0.0
1.00	1.18	1163	612		
2.00	2.35	291	153		
3.00	3.53	129	68		
4.00	4.70	73	38		
5.00	5.88	47	24		

H[m]	D[m]	Max lux	Med lux	Beta=30.4°+30.4°	G=0.0
1.00	1.17	1163	612		
2.00	2.34	291	153		
3.00	3.52	129	68		
4.00	4.69	73	38		
5.00	5.86	47	24		