

## Luminaire

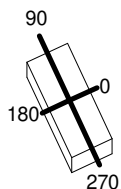
Code M036211  
 Name Chocolate Terra LED Diretta + Indiretta 3000K 1 desk dimmerabile - moka

## Measurem.

Code FTS1400220  
 Name Chocolate Terra LED Diretta + Indiretta 3000K 1 desk dimmerabile - moka

Luminaire Flux	6559 lm	Luminaire Power	62.0 W	Efficacy	105.790 lm/W	Efficiency	100.00%
Source Flux	6559 lm	Maximum value	500.75 cd/klm	Position	C=115.00 G=39.00	CG	Asymmetrical
Rectangular Luminaire		Length	590 mm	Width	250 mm	Height	50 mm
Rectangular Luminous Area		Length	590 mm	Width	100 mm	Height	10 mm
Horizontal Luminous Area		0.059000 m <sup>2</sup>		Emitting area on Plane 180°		0.005900 m <sup>2</sup>	
Emitting area on Plane 0°		0.005900 m <sup>2</sup>		Emitting area on Plane 270°		0.001000 m <sup>2</sup>	
Emitting area on Plane 90°		0.001000 m <sup>2</sup>		Glare area at 76°		0.019998 m <sup>2</sup>	
Coordinate system		CG		Symmetry Type		Asymmetrical	
Date		05-03-2014		Maximum Gamma Angle		180	
Measurement Distance		0.00		Measurement Flux		6559 lm	
LED Flux=7626lm LED Power=56W Eff=86% EfcLed=136lm/W EfcLum=106lm/W CCT=3000K Ra=80 SDCM=3 L70(6K)=36300							
C.I.E.	81 99 100 30 100			D DIN 5040		D62	
F UTE	0.30 B + 0.70 T			B NBN		BZ 1	

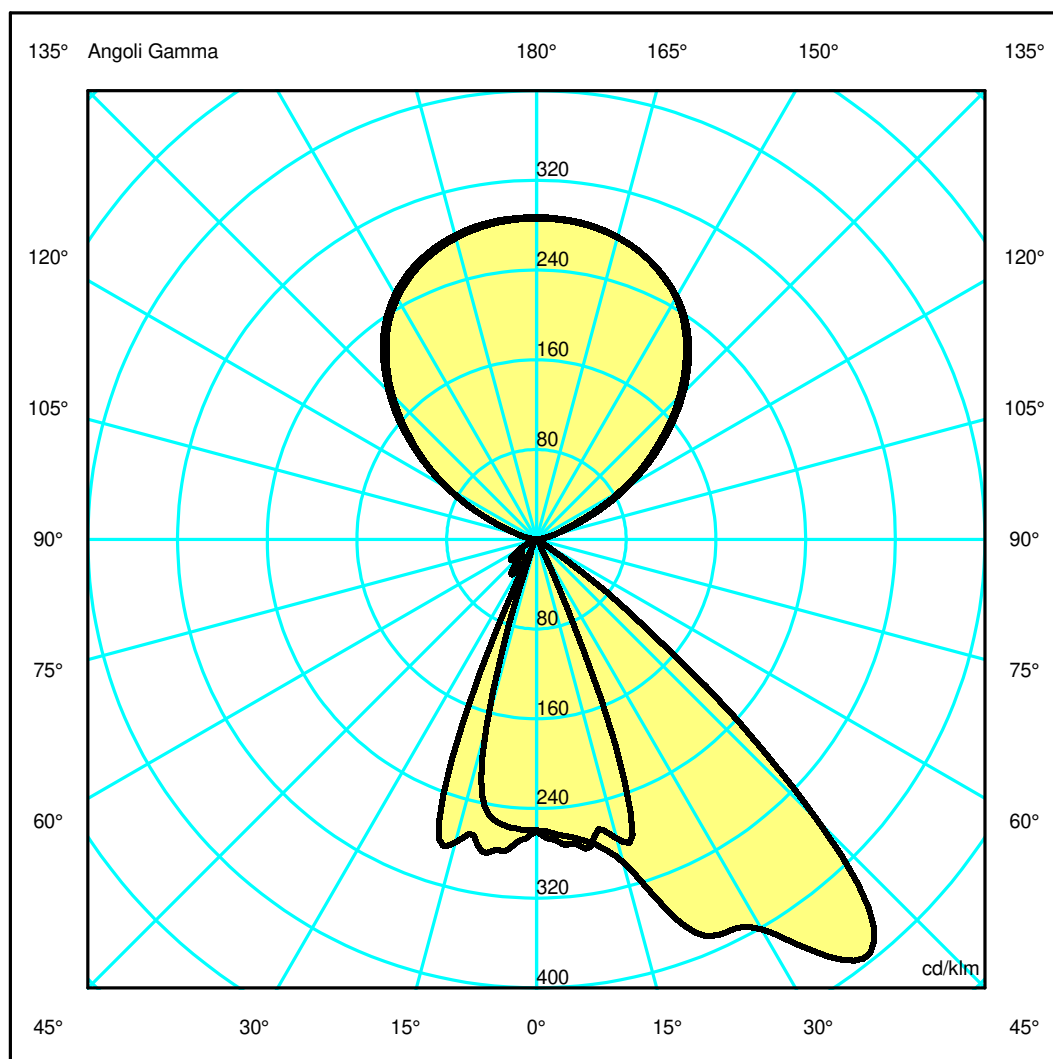
590mm x 250mm



Semipiani C

180.0 ——— 0.0  
 270.0 ——— 90.0

ULOR 70.04 %  
 DLOR 29.96 %  
 RN 70.04 %



## Luminaire

Code M036211  
Name Chocolate Terra LED Diretta + Indiretta 3000K 1 desk dimmerabile - moka

## Measurement

Code FTS1400220  
Name Chocolate Terra LED Diretta + Indiretta 3000K 1 desk dimmerabile - moka

Luminaire Flux	6559 lm	Luminaire Power	62.0 W	Efficacy	105.790 lm/W	Efficiency	100.00%
Source Flux	6559 lm	Maximum value	500.75 cd/klm	Position	C=115.00 G=39.00	CG	Asymmetrical
Rectangular Luminaire		Length	590 mm	Width	250 mm	Height	50 mm
Rectangular Luminous Area		Length	590 mm	Width	100 mm	Height	10 mm
Horizontal Luminous Area		0.059000 m2		Emitting area on Plane 180°		0.005900 m2	
Emitting area on Plane 0°		0.005900 m2		Emitting area on Plane 270°		0.001000 m2	
Emitting area on Plane 90°		0.001000 m2		Glare area at 76°		0.019998 m2	
Coordinate system		CG		Symmetry Type		Asymmetrical	
Date		05-03-2014		Maximum Gamma Angle		180	
Measurement Distance		0.00		Measurement Flux		6559 lm	

LED Flux=7626lm LED Power=56W Eff=86% EfcLed=136lm/W EfcLum=106lm/W CCT=3000K Ra=80 SDCM=3 L70(6K)=36300

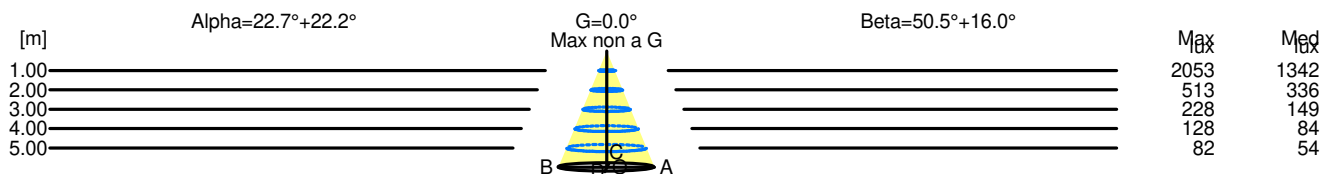
C.I.E. 81 99 100 30 100  
F UTE 0.30 B + 0.70 T

D DIN 5040  
B NBN  
D62  
BZ 1

### Width at 50.00 % of Max Intensity

H[m]	1.00	2.00	3.00	4.00	5.00	H[m]	1.00	2.00	3.00	4.00	5.00
OA	0.41	0.82	1.23	1.64	2.04	OC	1.21	2.42	3.64	4.85	6.06
OB	0.42	0.83	1.25	1.67	2.09	OD	0.29	0.57	0.86	1.15	1.43

	Luminous Intensities [ cd/klm]									
	0	5	15	25	35	45	55	65	75	85
OA	1709.80	1791.33	1810.95	278.83	37.07	22.35	16.35	12.27	8.45	5.18
OB	1709.80	1817.44	1833.58	321.36	35.98	22.90	18.81	15.81	14.45	11.18
OC	1700.82	1738.99	1954.27	2548.47	2979.15	2325.00	193.52	32.71	13.63	0.00
OD	1700.82	1692.62	1139.34	98.13	250.76	119.93	171.71	13.63	0.00	0.00



H[m]	D[m]	Max lux	Med lux	Alpha=22.7°+22.2°	G=0.0 Max non a G
1.00	0.83	2053	1342		
2.00	1.65	513	336		
3.00	2.48	228	149		
4.00	3.30	128	84		
5.00	4.13	82	54		

H[m]	D[m]	Max lux	Med lux	Beta=16.0°+50.5°	G=0.0 Max non a G
1.00	1.50	2053	1342		
2.00	3.00	513	336		
3.00	4.49	228	149		
4.00	5.99	128	84		
5.00	7.49	82	54		