

Luminaire

Code M258840
Name EVERY 105 QD TR FI LED 3000K 2X9°ME/NE

Measurem.

Code FTS1602357-A
Name EVERY 105 QD TR FI LED 3000K 2X9°ME/NE

Luminaire Flux	1189 lm	Luminaire Power	10.0 W	Efficacy	118.900 lm/W	Efficiency	100.00%
Source Flux	1189 lm	Maximum value	3318.17 cd/klm	Position	C=0.00 G=0.00	CG	Rotosymmetrical
Rectangular Luminaire		Length	85 mm	Width	85 mm	Height	130 mm
Rectangular Luminous Area		Length	80 mm	Width	80 mm	Height	0 mm
Horizontal Luminous Area		0.006400 m2		Emitting area on Plane 180°		0.000000 m2	
Emitting area on Plane 0°		0.000000 m2		Emitting area on Plane 270°		0.000000 m2	
Emitting area on Plane 90°		0.000000 m2		Glare area at 76°		0.001548 m2	
Coordinate system		CG		Symmetry Type		Rotosymmetrical	
Date		06-06-2024		Maximum Gamma Angle		180	
Measurement Distance		0.00		Measurement Flux		1189 lm	

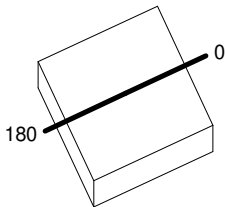
LED Flux=1556lm LED Power=10W Eff=76% EfcLed=156lm/W EfcLum=119lm/W CCT=3000K Ra=90 R9=50 SDCM=3 L70(9k)=50000h

C.I.E. 97 100 100 100 100
F UTE 1.00 A

D DIN 5040
B NBN

A60
BZ 1

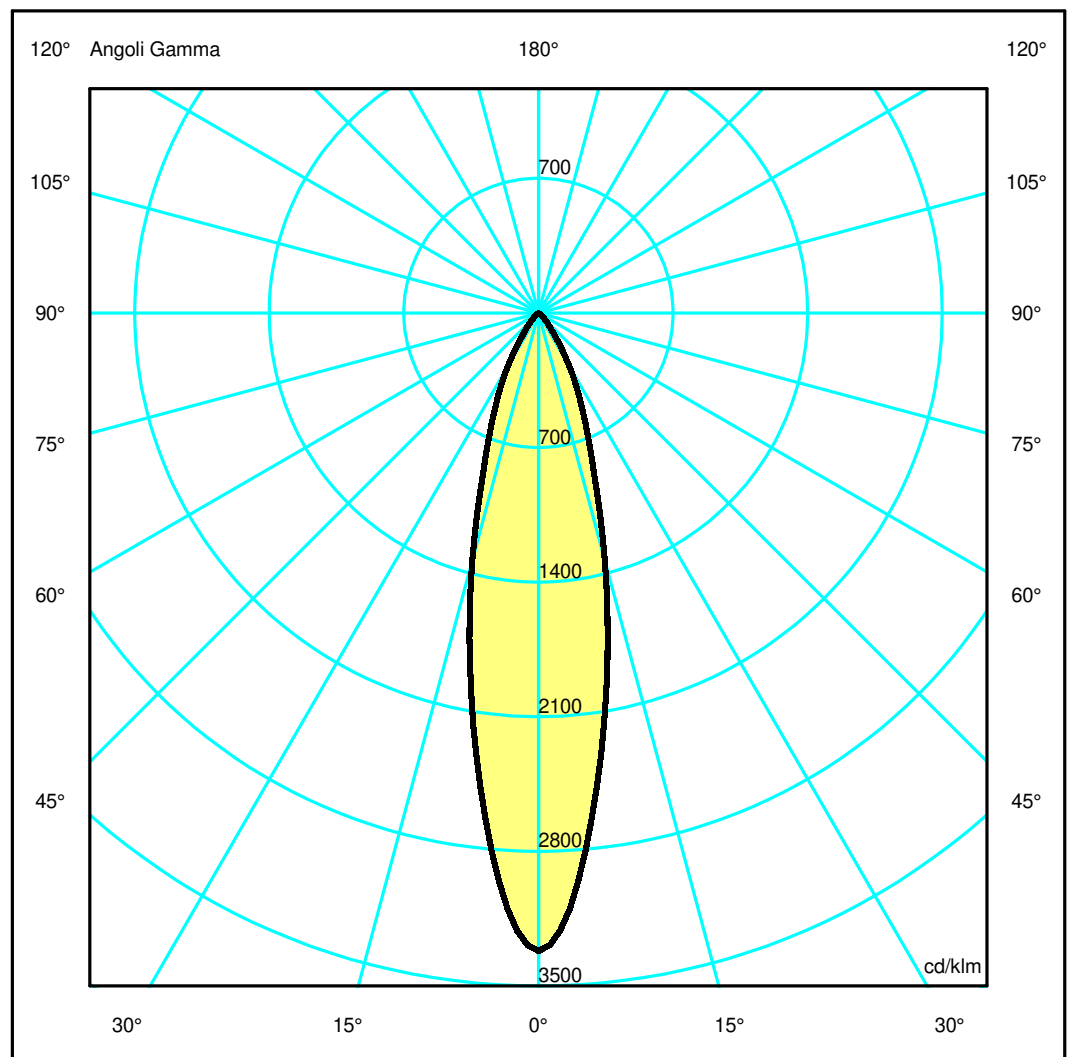
85mm x 85mm



Semipiani C

180.0 ——— 0.0

ULOR 0.00 %
DLOR100.00 %
RN 0.00 %



Luminaire

Code M258840
Name EVERY 105 QD TR FI LED 3000K 2X9°ME/NE

Measurerm.

Code FTS1602357-A
Name EVERY 105 QD TR FI LED 3000K 2X9°ME/NE

Luminaire Flux	1189 lm	Luminaire Power	10.0 W	Efficacy	118.900 lm/W	Efficiency	100.00%
Source Flux	1189 lm	Maximum value	3318.17 cd/klm	Position	C=0.00 G=0.00	CG	Rotosymmetrical
Rectangular Luminaire		Length	85 mm	Width	85 mm	Height	130 mm
Rectangular Luminous Area		Length	80 mm	Width	80 mm	Height	0 mm
Horizontal Luminous Area		0.006400 m2		Emitting area on Plane 180°		0.000000 m2	
Emitting area on Plane 0°		0.000000 m2		Emitting area on Plane 270°		0.000000 m2	
Emitting area on Plane 90°		0.000000 m2		Glare area at 76°		0.001548 m2	
Coordinate system		CG		Symmetry Type		Rotosymmetrical	
Date		06-06-2024		Maximum Gamma Angle		180	
Measurement Distance		0.00		Measurement Flux		1189 lm	

LED Flux=1556lm LED Power=10W Eff=76% EfcLed=156lm/W EfcLum=119lm/W CCT=3000K Ra=90 R9=50 SDCM=3 L70(9k)=50000h

C.I.E. 97 100 100 100 100
F UTE 1.00 A

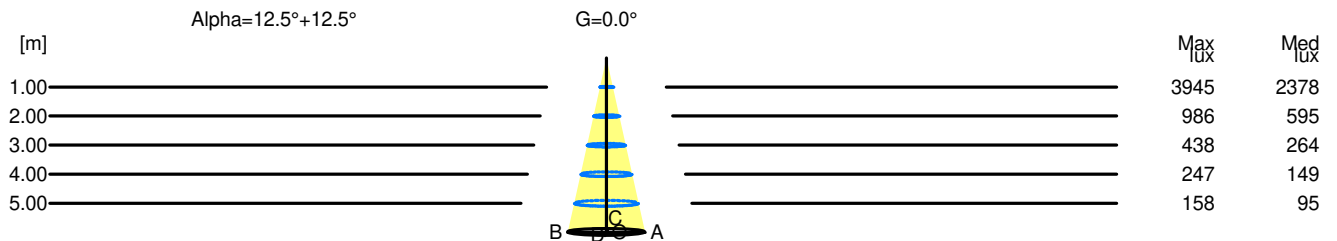
D DIN 5040
B NBN

A60
BZ 1

Width at 50.00 % of Max Intensity

H[m]	1.00	2.00	3.00	4.00	5.00	H[m]	1.00	2.00	3.00	4.00	5.00
OA	0.22	0.44	0.66	0.89	1.11	OC	0.22	0.44	0.66	0.89	1.11
OB	0.22	0.44	0.66	0.89	1.11	OD	0.22	0.44	0.66	0.89	1.11

	Luminous Intensities [cd/klm]									
	0	5	15	25	35	45	55	65	75	85
OA	3945.30	3335.36	1581.10	624.86	194.43	52.77	6.16	0.31	0.25	0.24
OB	3945.30	3335.36	1581.10	624.86	194.43	52.77	6.16	0.31	0.25	0.24
OC	3945.30	3335.36	1581.10	624.86	194.43	52.77	6.16	0.31	0.25	0.24
OD	3945.30	3335.36	1581.10	624.86	194.43	52.77	6.16	0.31	0.25	0.24



H[m]	D[m]	Max lux	Med lux	Alpha=12.5°+12.5°	G=0.0
1.00	0.44	3945	2378		
2.00	0.89	986	595		
3.00	1.33	438	264		
4.00	1.77	247	149		
5.00	2.22	158	95		