

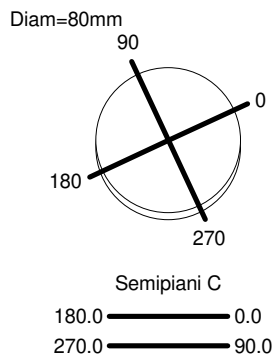
Luminaire

Code M326115_30°
Name EVERYT 80 RD OR LED 2700K 2X14° N/N_30°

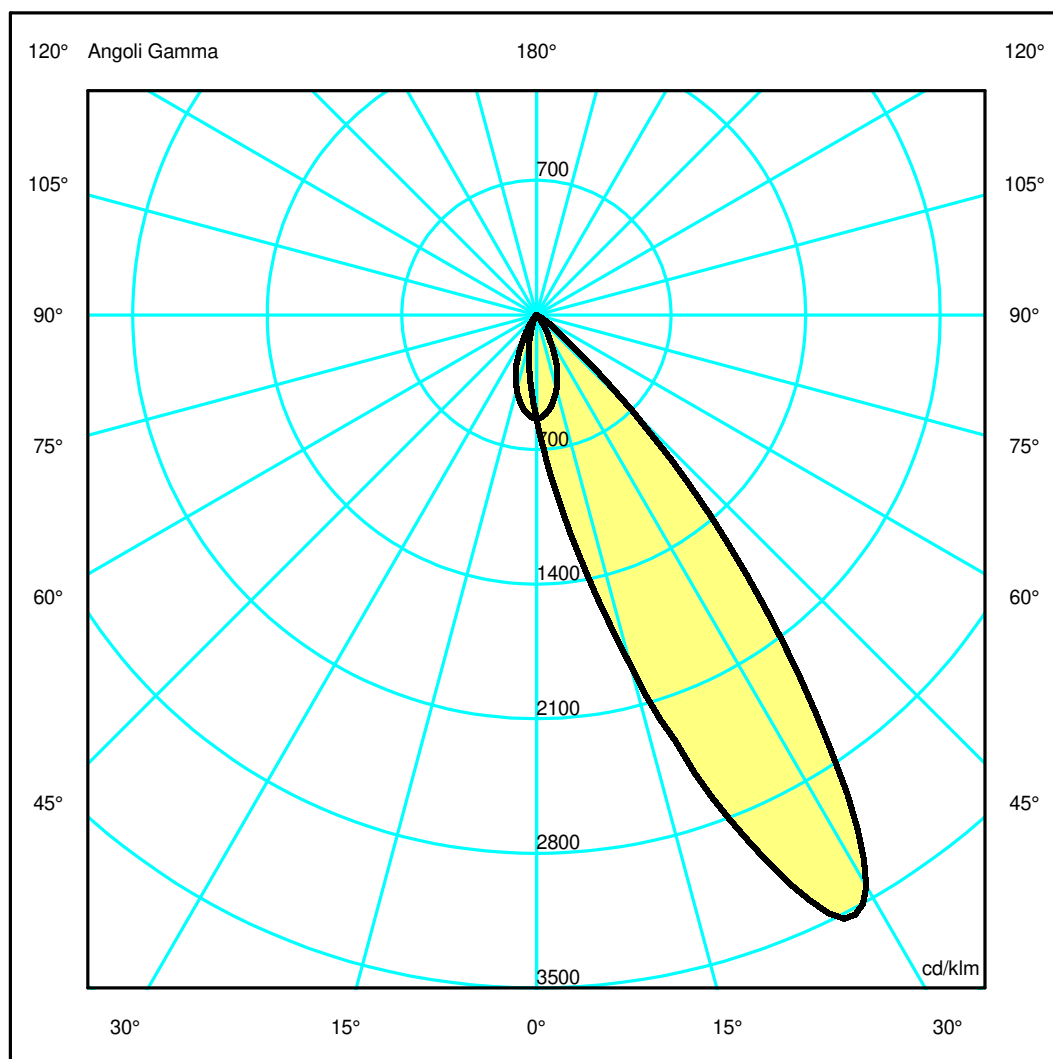
Measurement

Code FTS2400144.
Name EVERYT 80 RD OR LED 2700K 2X14° N/N_30°

Luminaire Flux	720 lm	Luminaire Power	10.0 W	Efficacy	72.000 lm/W	Efficiency	100.00%
Source Flux	720 lm	Maximum value	3530.45 cd/klm	Position	C=0.00 G=28.00	CG	Sym. on planes 0-180
Round Luminaire		Diam.	80 mm	Height	115 mm		
Round Luminous Area		Diam.	60 mm	Height	0 mm		
Horizontal Luminous Area			0.002827 m2	Emitting area on Plane 180°			0.000000 m2
Emitting area on Plane 0°			0.000000 m2	Emitting area on Plane 270°			0.000000 m2
Emitting area on Plane 90°			0.000000 m2	Glare area at 76°			0.000684 m2
Coordinate system		CG		Symmetry Type		Sym. on planes 0-180	
Date		20-05-2024		Maximum Gamma Angle		180	
Measurement Distance		0.00		Measurement Flux		720 lm	
LED Flux=1474lm LED Power=10W Eff=49% EfcLed=147lm/W EfcLum=72lm/W CCT=2700K Ra=90 R9=50 SDCM=3 L70(9k)=50000h							
C.I.E.	90 100 100 100 100			D DIN 5040	A60		
F UTE	1.00 A			B NBN	BZ 1		



ULOR 0.03 %
DLOR 99.97 %
RN 0.03 %



Luminaire

Code M326115_30°
Name EVERYT 80 RD OR LED 2700K 2X14° N/N_30°

Measurerm.

Code FTS2400144.
Name EVERYT 80 RD OR LED 2700K 2X14° N/N_30°

Luminaire Flux	720 lm	Luminaire Power	10.0 W	Efficacy	72.000 lm/W	Efficiency	100.00%
Source Flux	720 lm	Maximum value	3530.45 cd/klm	Position	C=0.00 G=28.00	CG	Sym. on planes 0-180
Round Luminaire		Diam.	80 mm	Height	115 mm		
Round Luminous Area		Diam.	60 mm	Height	0 mm		
Horizontal Luminous Area			0.002827 m2	Emitting area on Plane 180°			0.000000 m2
Emitting area on Plane 0°			0.000000 m2	Emitting area on Plane 270°			0.000000 m2
Emitting area on Plane 90°			0.000000 m2	Glare area at 76°			0.000684 m2
Coordinate system		CG		Symmetry Type			Sym. on planes 0-180
Date		20-05-2024		Maximum Gamma Angle			180
Measurement Distance		0.00		Measurement Flux			720 lm

LED Flux=1474lm LED Power=10W Eff=49% EfcLed=147lm/W EfcLum=72lm/W CCT=2700K Ra=90 R9=50 SDCM=3 L70(9k)=50000h

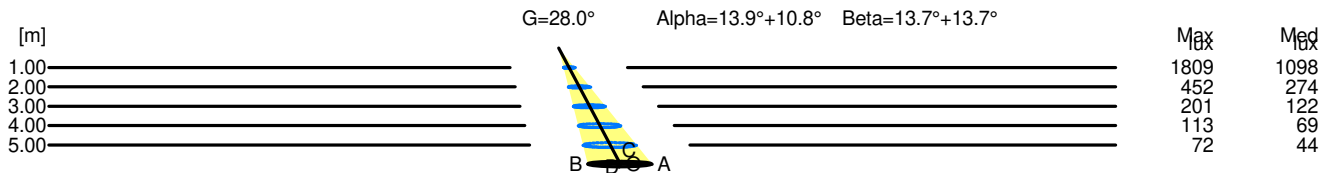
C.I.E. 90 100 100 100 100
F UTE 1.00 A

D DIN 5040
B NBN
A60
BZ 1

Width at 50.00 % of Max Intensity

H[m]	1.00	2.00	3.00	4.00	5.00	H[m]	1.00	2.00	3.00	4.00	5.00
OA	0.27	0.55	0.82	1.09	1.36	OC	0.28	0.55	0.83	1.10	1.38
OB	0.28	0.56	0.84	1.12	1.40	OD	0.28	0.55	0.83	1.10	1.38

	Luminous Intensities [cd/klm]									
	0	5	15	25	35	45	55	65	75	85
OA	388.85	602.11	1359.02	2416.51	1827.89	508.44	59.18	4.33	0.32	0.20
OB	388.85	255.69	105.70	31.54	12.01	4.92	2.88	0.00	0.00	0.00
OC	388.85	372.30	287.69	152.45	41.38	12.02	3.21	0.87	0.38	0.23
OD	388.85	372.30	287.69	152.45	41.38	12.02	3.21	0.87	0.38	0.23



H[m]	D[m]	Max lux	Med lux	Alpha=13.9°+10.8°	G=28.0
1.00	0.55	1809	1098		
2.00	1.11	452	274		
3.00	1.66	201	122		
4.00	2.21	113	69		
5.00	2.76	72	44		

H[m]	D[m]	Max lux	Med lux	Beta=13.7°+13.7°	G=0.0
1.00	0.55	1809	1098		
2.00	1.10	452	274		
3.00	1.65	201	122		
4.00	2.20	113	69		
5.00	2.75	72	44		