

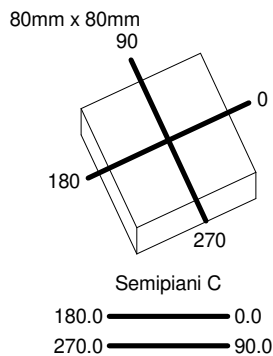
Luminaire

Code M326925_30°
Name EVERYT 80 SQ OR LED 2700K 2X9° B/B_30°

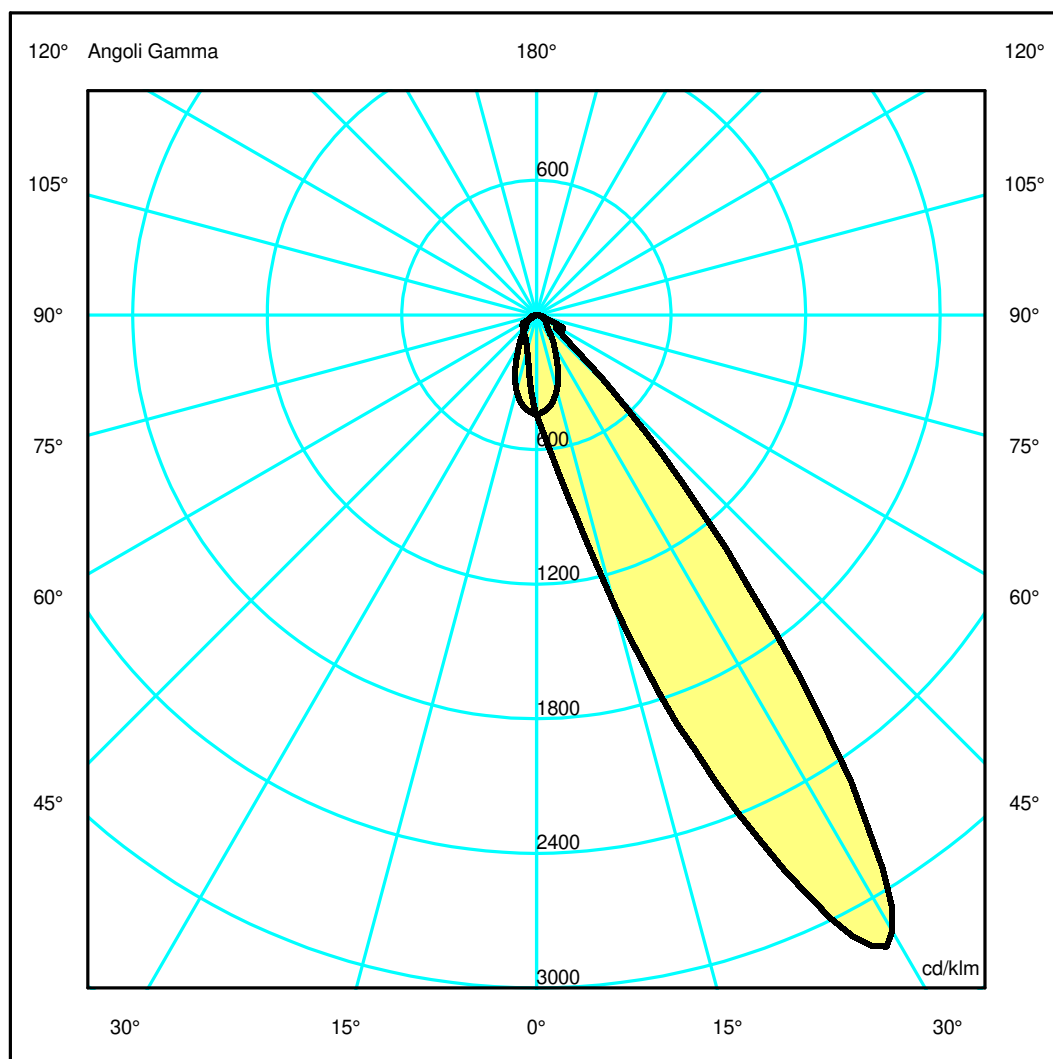
Measurement

Code FTS2400134.
Name EVERYT 80 SQ OR LED 2700K 2X9° B/B_30°

Luminaire Flux	1068 lm	Luminaire Power	10.0 W	Efficacy	106.800 lm/W	Efficiency	100.00%
Source Flux	1068 lm	Maximum value	3219.50 cd/klm	Position	C=0.00 G=29.00	CG	Sym. on planes 0-180
Rectangular Luminaire		Length	80 mm	Width	80 mm	Height	115 mm
Rectangular Luminous Area		Length	60 mm	Width	60 mm	Height	0 mm
Horizontal Luminous Area		0.003600 m2		Emitting area on Plane 180°		0.000000 m2	
Emitting area on Plane 0°		0.000000 m2		Emitting area on Plane 270°		0.000000 m2	
Emitting area on Plane 90°		0.000000 m2		Glare area at 76°		0.000871 m2	
Coordinate system		CG		Symmetry Type		Sym. on planes 0-180	
Date		20-05-2024		Maximum Gamma Angle		180	
Measurement Distance		0.00		Measurement Flux		1068 lm	
LED Flux=1474lm LED Power=10W Eff=72% EfcLed=147lm/W EfcLum=107lm/W CCT=2700K Ra=90 R9=50 SDCM=3 L70(9k)=50000h							
C.I.E.	76 93 99 100 100			D DIN 5040	A60		
F UTE	1.00 B			B NBN	BZ 2		



ULOR 0.43 %
DLOR 99.57 %
RN 0.43 %



Luminaire

Code M326925_30°
Name EVERYT 80 SQ OR LED 2700K 2X9° B/B_30°

Measurment.

Code FTS2400134.
Name EVERYT 80 SQ OR LED 2700K 2X9° B/B_30°

Luminaire Flux	1068 lm	Luminaire Power	10.0 W	Efficacy	106.800 lm/W	Efficiency	100.00%
Source Flux	1068 lm	Maximum value	3219.50 cd/klm	Position	C=0.00 G=29.00	CG	Sym. on planes 0-180
Rectangular Luminaire		Length	80 mm	Width	80 mm	Height	115 mm
Rectangular Luminous Area		Length	60 mm	Width	60 mm	Height	0 mm
Horizontal Luminous Area		0.003600 m2		Emitting area on Plane 180°		0.000000 m2	
Emitting area on Plane 0°		0.000000 m2		Emitting area on Plane 270°		0.000000 m2	
Emitting area on Plane 90°		0.000000 m2		Glare area at 76°		0.000871 m2	
Coordinate system		CG		Symmetry Type		Sym. on planes 0-180	
Date		20-05-2024		Maximum Gamma Angle		180	
Measurement Distance		0.00		Measurement Flux		1068 lm	

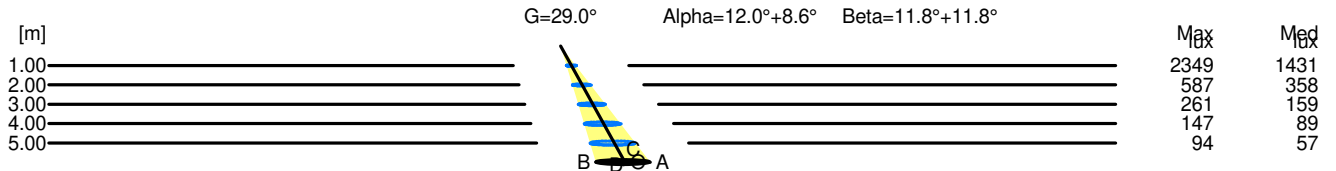
LED Flux=1474lm LED Power=10W Eff=72% EfcLed=147lm/W EfcLum=107lm/W CCT=2700K Ra=90 R9=50 SDCM=3 L70(9k)=50000h

C.I.E.	76 93 99 100 100	D DIN 5040	A60
F UTE	1.00 B	B NBN	BZ 2

Width at 50.00 % of Max Intensity

H[m]	1.00	2.00	3.00	4.00	5.00	H[m]	1.00	2.00	3.00	4.00	5.00
OA	0.22	0.43	0.65	0.87	1.09	OC	0.24	0.48	0.71	0.95	1.19
OB	0.25	0.50	0.75	1.00	1.25	OD	0.24	0.48	0.71	0.95	1.19

				Luminous Intensities [cd/klm]								
	0	5	15	25	35	45	55	65	75	85		
OA	476.12	618.88	1425.63	3036.26	2393.87	515.71	130.56	122.41	34.82	12.81		
OB	476.12	337.26	171.48	123.14	106.85	92.92	81.88	0.00	0.00	0.00		
OC	476.12	457.18	369.65	223.76	121.53	70.57	52.80	35.18	21.72	7.54		
OD	476.12	457.18	369.65	223.76	121.53	70.57	52.80	35.18	21.72	7.54		



H[m]	D[m]	Max lux	Med lux	Alpha=12.0°+8.6°	G=29.0
1.00	0.47	2349	1431		
2.00	0.93	587	358		
3.00	1.40	261	159		
4.00	1.87	147	89		
5.00	2.33	94	57		

H[m]	D[m]	Max lux	Med lux	Beta=11.8°+11.8°	G=0.0
1.00	0.48	2349	1431		
2.00	0.95	587	358		
3.00	1.43	261	159		
4.00	1.91	147	89		
5.00	2.38	94	57		