

Luminaire

Code NL1732010K0
 Name LineaLed Wallwasher 30 - SPOT - 3000K

Measurement

Code FTS1601645-A
 Name LineaLed Wallwasher 30 - SPOT - 3000K

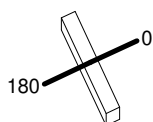
Luminaire Flux	788 lm	Luminaire Power	8.5 W	Efficacy	92.706 lm/W	Efficiency	100.00%
Source Flux	788 lm	Maximum value	6074.25 cd/klm	Position	C=0.00 G=180.00	CG	Rotosymmetrical
Rectangular Luminaire		Length	300 mm	Width	43 mm	Height	62 mm
Rectangular Luminous Area		Length	270 mm	Width	23 mm	Height	0 mm
Horizontal Luminous Area		0.006210 m2		Emitting area on Plane 180°		0.000000 m2	
Emitting area on Plane 0°		0.000000 m2		Emitting area on Plane 270°		0.000000 m2	
Emitting area on Plane 90°		0.000000 m2		Glare area at 76°		0.001502 m2	
Coordinate system		CG		Symmetry Type		Rotosymmetrical	
Date		23-02-2024		Maximum Gamma Angle		180	
Measurement Distance		0.00		Measurement Flux		788 lm	

LED Flux=894lm LED Power=8.5W Eff=88% EfcLed=105lm/W EfcLum=93lm/W CCT=3000K Ra=80 SDCM=3 L70(9k)=51400h

C.I.E. 0 0 0 0 100
 F UTE 1.00 T

D DIN 5040 --
 B NBN BZ 10

300mm x 43mm



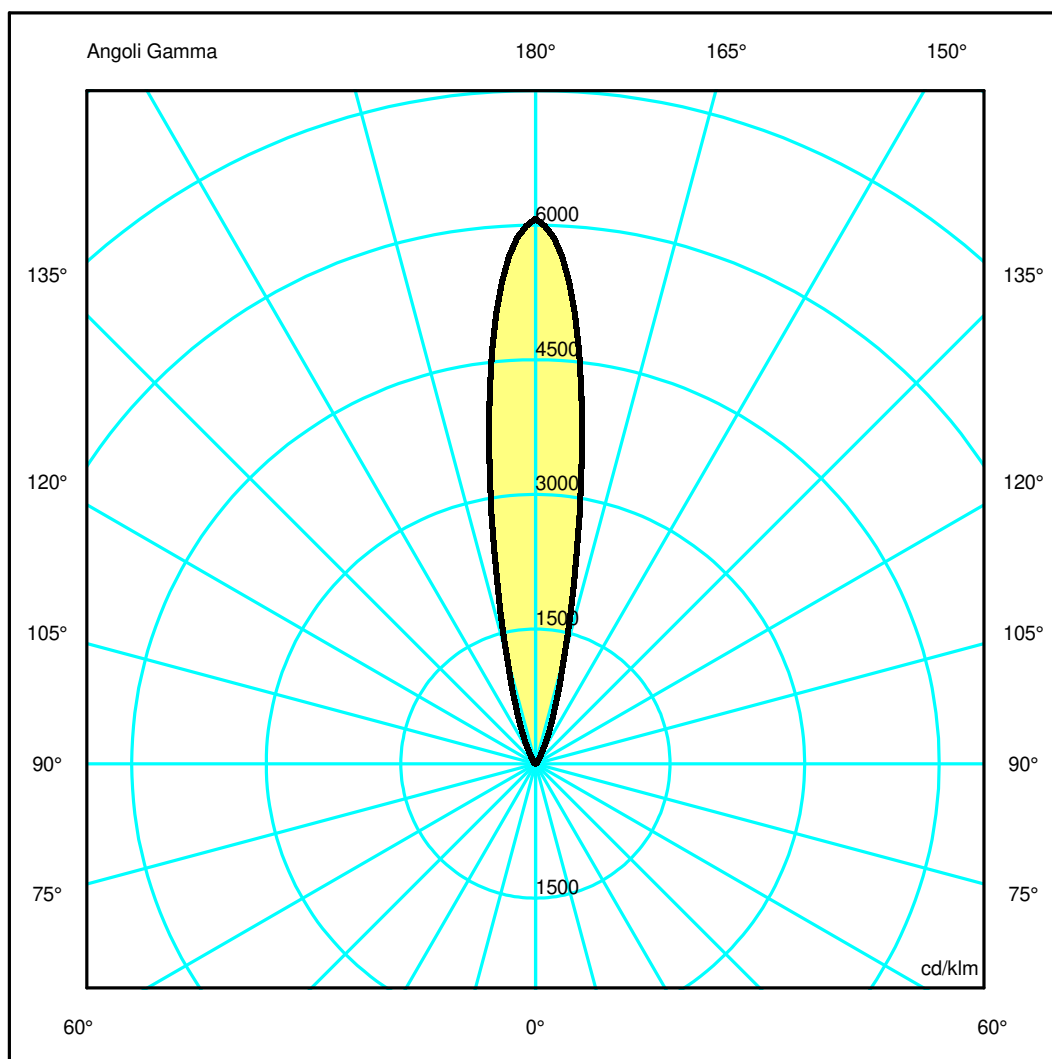
Semipiani C

180.0 ——— 0.0

ULOR100.00 %

DLOR 0.00 %

RN100.00 %



Luminaire

Code NL1732010K0
Name LineaLed Wallwasher 30 - SPOT - 3000K

Measurement

Code FTS1601645-A
Name LineaLed Wallwasher 30 - SPOT - 3000K

Luminaire Flux	788 lm	Luminaire Power	8.5 W	Efficacy	92.706 lm/W	Efficiency	100.00%
Source Flux	788 lm	Maximum value	6074.25 cd/klm	Position	C=0.00 G=180.00	CG	Rotosymmetrical
Rectangular Luminaire		Length	300 mm	Width	43 mm	Height	62 mm
Rectangular Luminous Area		Length	270 mm	Width	23 mm	Height	0 mm
Horizontal Luminous Area		0.006210 m2		Emitting area on Plane 180°		0.000000 m2	
Emitting area on Plane 0°		0.000000 m2		Emitting area on Plane 270°		0.000000 m2	
Emitting area on Plane 90°		0.000000 m2		Glare area at 76°		0.001502 m2	
Coordinate system		CG		Symmetry Type		Rotosymmetrical	
Date		23-02-2024		Maximum Gamma Angle		180	
Measurement Distance		0.00		Measurement Flux		788 lm	

LED Flux=894lm LED Power=8.5W Eff=88% EfcLed=105lm/W EfcLum=93lm/W CCT=3000K Ra=80 SDCM=3 L70(9k)=51400h

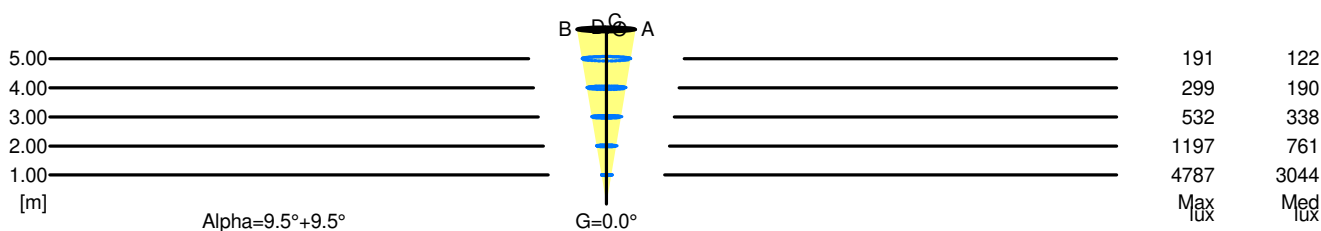
C.I.E. 0 0 0 0 100
F UTE 1.00 T

D DIN 5040 --
B NBN BZ 10

Width at 50.00 % of Max Intensity

H[m]	1.00	2.00	3.00	4.00	5.00	H[m]	1.00	2.00	3.00	4.00	5.00
OA	0.17	0.34	0.50	0.67	0.84	OC	0.17	0.34	0.50	0.67	0.84
OB	0.17	0.34	0.50	0.67	0.84	OD	0.17	0.34	0.50	0.67	0.84

	Luminous Intensities [cd/klm]									
	0	5	15	25	35	45	55	65	75	85
OA	4786.51	3966.08	981.84	219.55	51.43	21.84	12.72	7.15	3.22	0.76
OB	4786.51	3966.08	981.84	219.55	51.43	21.84	12.72	7.15	3.22	0.76
OC	4786.51	3966.08	981.84	219.55	51.43	21.84	12.72	7.15	3.22	0.76
OD	4786.51	3966.08	981.84	219.55	51.43	21.84	12.72	7.15	3.22	0.76



5.00	1.68	191	122	
4.00	1.34	299	190	
3.00	1.01	532	338	
2.00	0.67	1197	761	
1.00	0.34	4787	3044	
H[m]	D[m]	Max lux	Med lux	Alpha=9.5°+9.5° G=0.0