

Luminaire

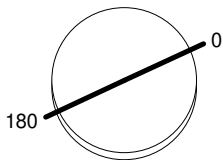
Code T41911NW00
 Name Calumet 8 parete - Monoemissione - Narrow - grigio bianco

Measurement

Code FTS1400154
 Name Calumet 8 parete - Monoemissione - Narrow - grigio bianco

Luminaire Flux	185 lm	Luminaire Power	4.0 W	Efficacy	46.125 lm/W	Efficiency	100.00%
Source Flux	185 lm	Maximum value	29743.17 cd/klm	Position	C=0.00 G=0.00	CG	Rotosymmetrical
Round Luminaire		Diam.	80 mm	Height	250 mm		
Round Luminous Area		Diam.	61 mm	Height	0 mm		
Horizontal Luminous Area			0.002922 m2	Emitting area on Plane 180°			0.000000 m2
Emitting area on Plane 0°			0.000000 m2	Emitting area on Plane 270°			0.000000 m2
Emitting area on Plane 90°			0.000000 m2	Glare area at 76°			0.000707 m2
Coordinate system		CG		Symmetry Type			Rotosymmetrical
Date		19-02-2014		Maximum Gamma Angle			90
Measurement Distance		0.00		Measurement Flux			185 lm
3000K - I _{max} =29743 cd/klm - LED Flux=225 lm - LED Power=3.2 W - Eff=82 % - EfcLED=70 lm/W - EfcLum=46 lm/W Ra=80 typ - SDCM=3 - Life=L70(6K)>36,300 ore							
C.I.E.	100	100	100	100	D DIN 5040	A60	
F UTE	--				B NBN	BZ 1	

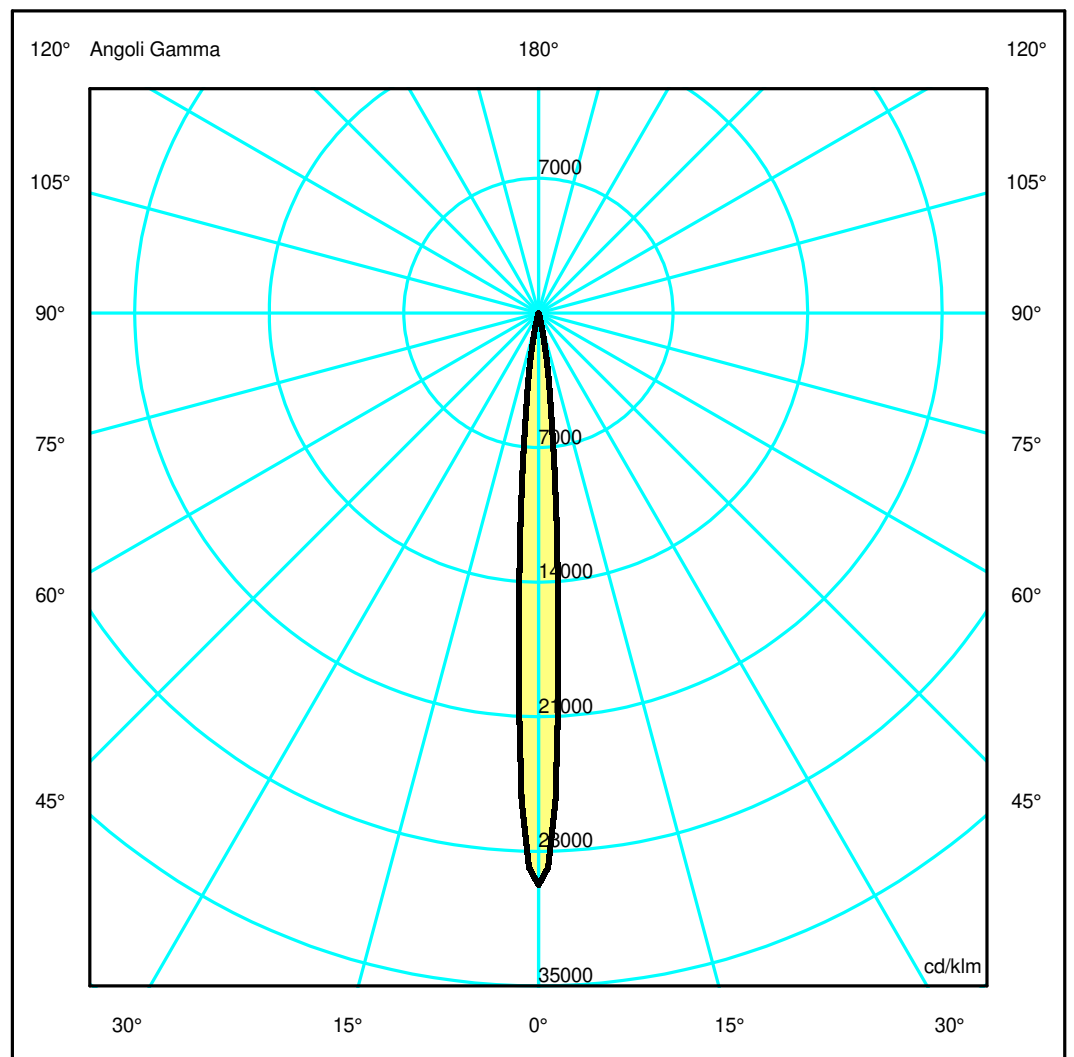
Diam=80mm



Semipiani C

180.0 ——— 0.0

ULOR 0.00 %
 DLOR 100.00 %
 RN 0.00 %



Luminaire

Code T41911NW00
Name Calumet 8 parete - Monoemissione - Narrow - grigio bianco

Measurem.

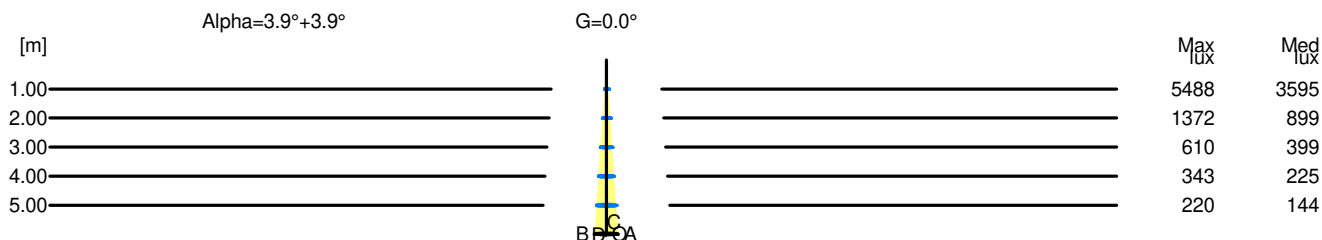
Code FTS1400154
Name Calumet 8 parete - Monoemissione - Narrow - grigio bianco

Luminaire Flux	185 lm	Luminaire Power	4.0 W	Efficacy	46.125 lm/W	Efficiency	100.00%
Source Flux	185 lm	Maximum value	29743.17 cd/klm	Position	C=0.00 G=0.00	CG	Rotosymmetrical
Round Luminaire		Diam.	80 mm	Height	250 mm		
Round Luminous Area		Diam.	61 mm	Height	0 mm		
Horizontal Luminous Area		0.002922 m ²		Emitting area on Plane 180°		0.000000 m ²	
Emitting area on Plane 0°		0.000000 m ²		Emitting area on Plane 270°		0.000000 m ²	
Emitting area on Plane 90°		0.000000 m ²		Glare area at 76°		0.000707 m ²	
Coordinate system		CG		Symmetry Type		Rotosymmetrical	
Date		19-02-2014		Maximum Gamma Angle		90	
Measurement Distance		0.00		Measurement Flux		185 lm	
3000K - I _{max} =29743 cd/Klm - LED Flux=225 lm - LED Power=3.2 W - Eff=82 % - EfcLED=70 lm/W - EfcLum=46 lm/W Ra=80 typ - SDCM=3 - Life=L70(6K)>36,300 ore							
C.I.E.	100	100	100	100	D DIN 5040	A60	
F UTE	--				B NBN	BZ 1	

Width at 50.00 % of Max Intensity

H[m]	1.00	2.00	3.00	4.00	5.00	H[m]	1.00	2.00	3.00	4.00	5.00
OA	0.07	0.14	0.21	0.28	0.34	OC	0.07	0.14	0.21	0.28	0.34
OB	0.07	0.14	0.21	0.28	0.34	OD	0.07	0.14	0.21	0.28	0.34

	Luminous Intensities [cd/klm]									
	0	5	15	25	35	45	55	65	75	85
OA	5487.61	1974.25	64.20	13.68	4.19	0.00	0.00	0.00	0.00	0.00
OB	5487.61	1974.25	64.20	13.68	4.19	0.00	0.00	0.00	0.00	0.00
OC	5487.61	1974.25	64.20	13.68	4.19	0.00	0.00	0.00	0.00	0.00
OD	5487.61	1974.25	64.20	13.68	4.19	0.00	0.00	0.00	0.00	0.00



H[m]	D[m]	Max lux	Med lux	Alpha=3.9°+3.9°	G=0.0
1.00	0.14	5488	3595		
2.00	0.28	1372	899		
3.00	0.41	610	399		
4.00	0.55	343	225		
5.00	0.69	220	144		