



## Discovery Vertical 70 - Black - RGBW



IP20   Dimmerable: 

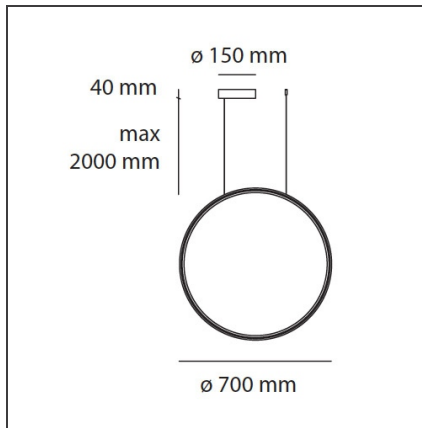
### DESIGN BY

Ernesto Gismondi

### DESCRIPTION

Discovery is an unobtrusive, utterly absent and immaterial element. Its volume is only perceived when switched on, thanks to the light that outlines the central emitting surface. The result is a uniform light, ideal for working environments. The company's great optoelectronic skills, combined with a thorough culture of design and with technological know-how, produces a perfectly all-purpose and surprising solution, which translates innovation into emotional perception.

### TECHNICAL DRAWINGS



### FEATURES

<b>Article Code:</b>	1992330A	<b>Material:</b>	Technopolymer, aluminium
<b>Colour:</b>	Black	<b>Series:</b>	Design, 2019 Artemide Collection
<b>Installation:</b>	Suspension		
<b>Environment:</b>	Indoor		

### DIMENSIONS

<b>Base Width:</b>	cm 4
<b>Base Diameter:</b>	cm 23.7
<b>Max Height from ceiling:</b>	cm 210

### LUMINAIRE

<b>Watt:</b>	46W	<b>Delivered lumens output (lm):</b>	651lm (RGB) - 1054lm (W)
		<b>Efficiency:</b>	60%
		<b>Efficacy:</b>	37lm/W
		<b>CRI:</b>	90
		<b>Dimmable Typology:</b>	Push

### Notes