

Vector Recessed 40 - 28° 2700K White



IP20   

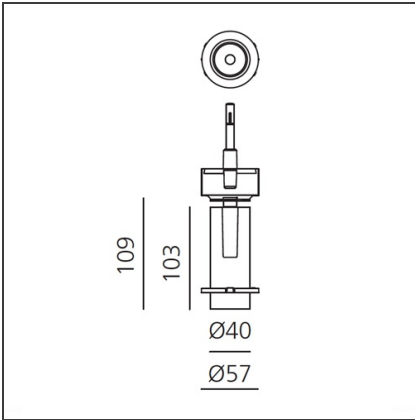
DESIGN BY

Carlotta de Bevilacqua

DESCRIPTION

Two sizes with three different beam angles each (spot, flood, wide flood) obtained by means of refractive or hybrid optical units. The junction allows 360° rotation and 90° tilting for maximum emission adjustment freedom. Vector 40 and 55 available version: recessed trim or trimless.

TECHNICAL DRAWINGS



FEATURES

| | | | |
|----------------------|---------------------|------------------|----------------|
| Article Code: | AP52301 | Material: | Aluminium body |
| Colour: | White | Series: | Indoor |
| Installation: | Recessed, Projector | | |
| Environment: | Indoor | | |

DIMENSIONS

| | | | |
|---------------------|---------|-------------------------|--------|
| Height: | cm 10.9 | Cutout diameter: | cm 8.6 |
| Inclination: | -90+90 | | |
| Rotation: | cm 360 | | |

INCLUDED SOURCES

| | | | |
|------------------|-----|-------------------------------|-----------------|
| Category: | LED | Color temperature (K): | 2700K |
| Number: | 1 | Color Tolerance: | MacAdam 3SDCM |
| Watt: | 8W | CRI: | 90 |
| Type: | 0 | Service Life: | L70 (6K) 50000h |

LUMINAIRE

| | | | |
|--------------|----|--------------------------------------|-----------|
| Watt: | 8W | Delivered lumens output (lm): | 491lm |
| | | CCT: | 2700K |
| | | Efficiency: | 63% |
| | | Efficacy: | 61.37lm/W |
| | | CRI: | 90 |

Notes

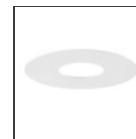
Trimless recessed structure not included, to be ordered separately. Driver 700/500mA SELV supplied separately. Depending on the driver, the product can be dimmable DALI or undimmable.

ACCESSORIES

Driver 15-36W
500-700mA - 220-
24Vac -
Undimmable -
146,5x43,5x22 mm
(LxWxH)
dv1030



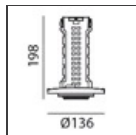
Driver 11-25W
500-700mA - 220-
24Vac - Dimmable
DALI -
164x38x24,5 mm
(LxWxH)
dv1031



Vector 40 -
Optional Trim
Frame Ø 108 -
White
Ap59001



Vector 40 -
Optional Trim
Frame Ø 108 -
Black
Ap59004



Vector 40 -
Trimless recessed
structure
AP50000