

Luminaire

Code 1183010A+0780040A

Name TOLOMEO PARETE DIFFUSORE 18 corpo lampada + diffusore in carta pergamena ø 180 mm

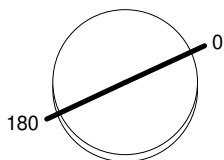
Measurem.

Code FTS1501996-A

Name TOLOMEO PARETE DIFFUSORE 18 corpo lampada + diffusore in carta pergamena ø 180 mm

Luminaire Flux	816 lm	Luminaire Power	7.5 W	Efficacy	108.806 lm/W	Efficiency	77.35%
Source Flux	1055 lm	Maximum value	142.38 cd/klm	Position	C=0.00 G=30.00	CG	Rotosymmetrical
Round Luminaire		Diam.	180 mm	Height	140 mm		
Round Luminous Area		Diam.	180 mm	Height	140 mm		
Horizontal Luminous Area		0.025447 m2		Emitting area on Plane 180°		0.025200 m2	
Emitting area on Plane 0°		0.025200 m2		Emitting area on Plane 270°		0.025200 m2	
Emitting area on Plane 90°		0.025200 m2		Glare area at 76°		0.030608 m2	
Coordinate system		CG		Symmetry Type		Rotosymmetrical	
Date		21-12-2021		Maximum Gamma Angle		180	
Measurement Distance		0.00		Measurement Flux		1055 lm	
Lamping=LED 1x7.5W (E27) CCT=2700K CRI=80							
C.I.E.	39 70 89 72 77			D DIN 5040	B21		
F UTE	0.56 G + 0.21 T			B NBN	BZ 6 / 0.8 / BZ 5		

Diam=180mm



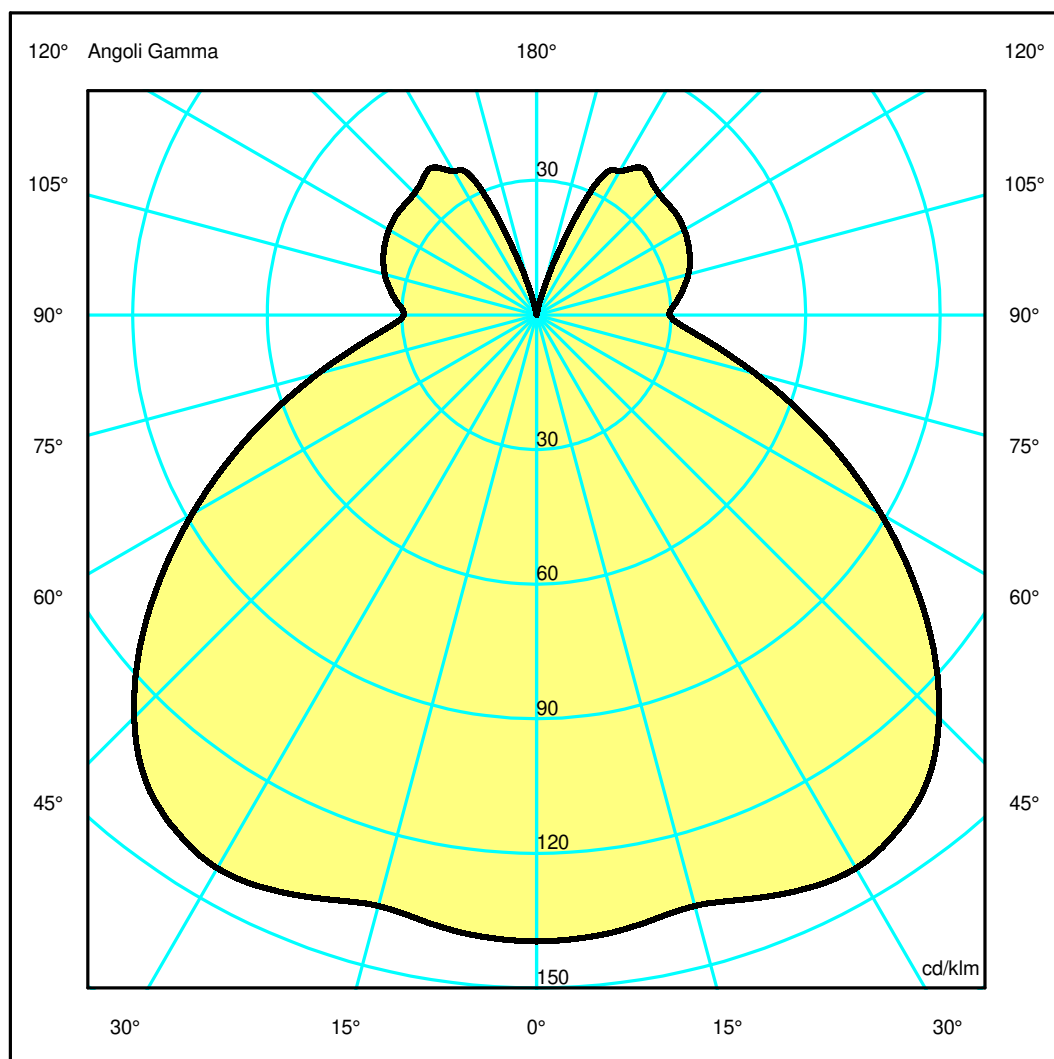
Semipiani C

180.0 ——— 0.0

ULOR 21.36 %

DLOR 55.99 %

RN 27.61 %



Luminaire

Code 1183010A+0780040A

Name TOLOMEO PARETE DIFFUSORE 18 corpo lampada + diffusore in carta pergamena ø 180 mm

Measurem.

Code FTS1501996-A

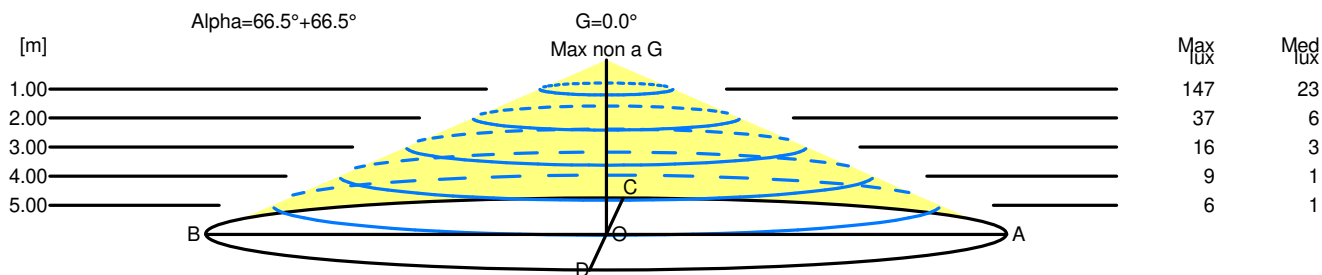
Name TOLOMEO PARETE DIFFUSORE 18 corpo lampada + diffusore in carta pergamena ø 180 mm

Luminaire Flux	816 lm	Luminaire Power	7.5 W	Efficacy	108.806 lm/W	Efficiency	77.35%
Source Flux	1055 lm	Maximum value	142.38 cd/klm	Position	C=0.00 G=30.00	CG	Rotosymmetrical
Round Luminaire		Diam.	180 mm	Height	140 mm		
Round Luminous Area		Diam.	180 mm	Height	140 mm		
Horizontal Luminous Area		0.025447 m2		Emitting area on Plane 180°		0.025200 m2	
Emitting area on Plane 0°		0.025200 m2		Emitting area on Plane 270°		0.025200 m2	
Emitting area on Plane 90°		0.025200 m2		Glare area at 76°		0.030608 m2	
Coordinate system		CG		Symmetry Type		Rotosymmetrical	
Date		21-12-2021		Maximum Gamma Angle		180	
Measurement Distance		0.00		Measurement Flux		1055 lm	
Lamping=LED 1x7.5W (E27) CCT=2700K CRI=80							
C.I.E.	39 70 89 72 77			D DIN 5040	B21		
F UTE	0.56 G + 0.21 T			B NBN	BZ 6 / 0.8 / BZ 5		

Width at 50.00 % of Max Intensity

H[m]	1.00	2.00	3.00	4.00	5.00	H[m]	1.00	2.00	3.00	4.00	5.00
OA	2.30	4.59	6.89	9.19	11.49	OC	2.30	4.59	6.89	9.19	11.49
OB	2.30	4.59	6.89	9.19	11.49	OD	2.30	4.59	6.89	9.19	11.49

	Luminous Intensities [cd/klm]									
	0	5	15	25	35	45	55	65	75	85
OA	147.28	146.74	143.84	148.94	147.97	133.84	107.98	79.25	53.29	35.29
OB	147.28	146.74	143.84	148.94	147.97	133.84	107.98	79.25	53.29	35.29
OC	147.28	146.74	143.84	148.94	147.97	133.84	107.98	79.25	53.29	35.29
OD	147.28	146.74	143.84	148.94	147.97	133.84	107.98	79.25	53.29	35.29



H[m]	D[m]	Max lux	Med lux	Alpha=66.5°+66.5°	G=0.0 Max non a G
1.00	4.59	147	23		
2.00	9.19	37	6		
3.00	13.78	16	3		
4.00	18.38	9	1		
5.00	22.97	6	1		