

Luminaire

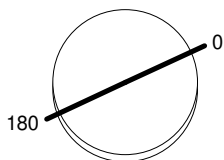
Code T4063FLW00
Name EGO 90S DL Flood 3000K ALL

Measurerm.

Code FTS1501006-A
Name EGO 90S DL Flood 3000K ALL

Luminaire Flux	179 lm	Luminaire Power	3.5 W	Efficacy	51.143 lm/W	Efficiency	100.00%
Source Flux	179 lm	Maximum value	4226.06 cd/klm	Position	C=0.00 G=0.00	CG	Rotosymmetrical
Round Luminaire		Diam.	90 mm	Height	100 mm		
Round Luminous Area		Diam.	37 mm	Height	0 mm		
Horizontal Luminous Area			0.001075 m2	Emitting area on Plane 180°			0.000000 m2
Emitting area on Plane 0°			0.000000 m2	Emitting area on Plane 270°			0.000000 m2
Emitting area on Plane 90°			0.000000 m2	Glare area at 76°			0.000260 m2
Coordinate system		CG		Symmetry Type		Rotosymmetrical	
Date		19-02-2021		Maximum Gamma Angle		180	
Measurement Distance		0.00		Measurement Flux		179 lm	
LED Flux=291lm LED Power=3,2W Eff=62% EfcLed=91lm/W EfcLum=51lm/W CCT=3000K Ra=80 SDCM=4 L70(6K)=39300							
C.I.E.	95 99 100 100 100			D DIN 5040	A60		
F UTE	1.00 A			B NBN	BZ 1		

Diam=90mm



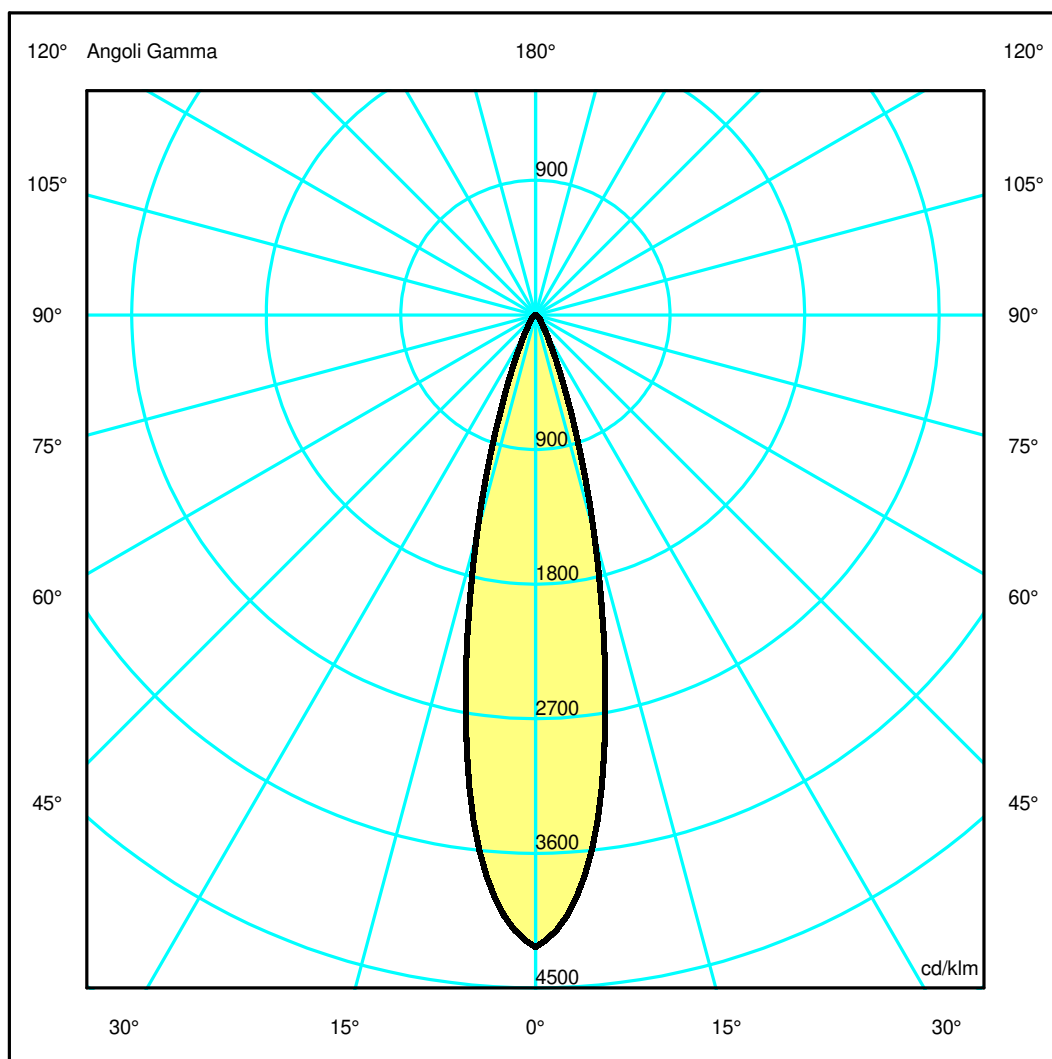
Semipiani C

180.0 ——— 0.0

ULOR 0.01 %

DLOR 99.99 %

RN 0.01 %



Luminaire

Code T4063FLW00
Name EGO 90S DL Flood 3000K ALL

Measurerm.

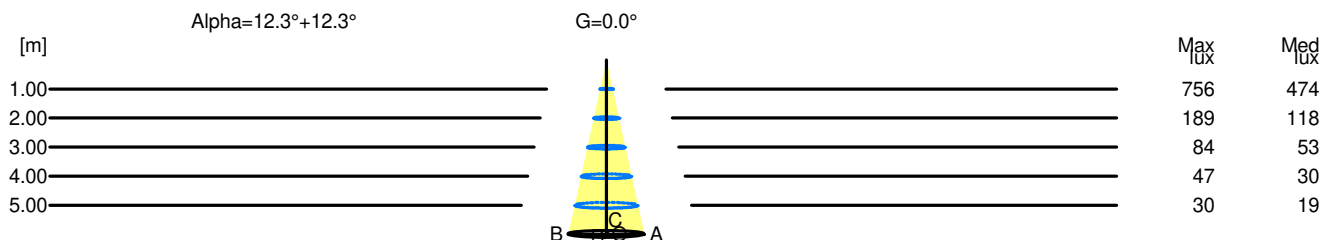
Code FTS1501006-A
Name EGO 90S DL Flood 3000K ALL

Luminaire Flux	179 lm	Luminaire Power	3.5 W	Efficacy	51.143 lm/W	Efficiency	100.00%
Source Flux	179 lm	Maximum value	4226.06 cd/klm	Position	C=0.00 G=0.00	CG	Rotosymmetrical
Round Luminaire		Diam.	90 mm	Height	100 mm		
Round Luminous Area		Diam.	37 mm	Height	0 mm		
Horizontal Luminous Area		0.001075 m2		Emitting area on Plane 180°		0.000000 m2	
Emitting area on Plane 0°		0.000000 m2		Emitting area on Plane 270°		0.000000 m2	
Emitting area on Plane 90°		0.000000 m2		Glare area at 76°		0.000260 m2	
Coordinate system		CG		Symmetry Type		Rotosymmetrical	
Date		19-02-2021		Maximum Gamma Angle		180	
Measurement Distance		0.00		Measurement Flux		179 lm	
LED Flux=291lm LED Power=3,2W Eff=62% EfcLed=91lm/W EfcLum=51lm/W CCT=3000K Ra=80 SDCM=4 L70(6K)=39300							
C.I.E.	95 99 100 100 100			D DIN 5040	A60		
F UTE	1.00 A			B NBN	BZ 1		

Width at 50.00 % of Max Intensity

H[m]	1.00	2.00	3.00	4.00	5.00	H[m]	1.00	2.00	3.00	4.00	5.00
OA	0.22	0.44	0.66	0.87	1.09	OC	0.22	0.44	0.66	0.87	1.09
OB	0.22	0.44	0.66	0.87	1.09	OD	0.22	0.44	0.66	0.87	1.09

	Luminous Intensities [cd/klm]									
	0	5	15	25	35	45	55	65	75	85
OA	756.47	674.17	271.43	53.24	14.42	7.48	2.93	0.76	0.43	0.33
OB	756.47	674.17	271.43	53.24	14.42	7.48	2.93	0.76	0.43	0.33
OC	756.47	674.17	271.43	53.24	14.42	7.48	2.93	0.76	0.43	0.33
OD	756.47	674.17	271.43	53.24	14.42	7.48	2.93	0.76	0.43	0.33



H[m]	D[m]	Max lux	Med lux	Alpha=12.3°+12.3°	G=0.0
1.00	0.44	756	474		
2.00	0.87	189	118		
3.00	1.31	84	53		
4.00	1.75	47	30		
5.00	2.18	30	19		