

Luminaire

Code T4062ELPTW00
Name EGO 90S DL Elliptic 3000K ACC

Measurement

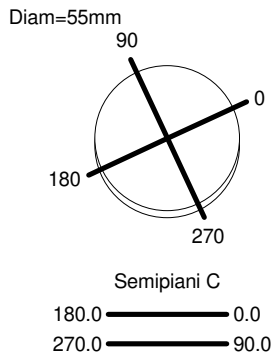
Code FTS1501022-A
Name EGO 90S DL Elliptic 3000K ACC

Luminaire Flux	162 lm	Luminaire Power	3.5 W	Efficacy	46.286 lm/W	Efficiency	100.00%
Source Flux	162 lm	Maximum value	5064.72 cd/klm	Position	C=0.00 G=0.00	CG	Double Symmetrical
Round Luminaire		Diam.	55 mm	Height	100 mm		
Round Luminous Area		Diam.	15 mm	Height	0 mm		
Horizontal Luminous Area		0.000177 m2		Emitting area on Plane 180°		0.000000 m2	
Emitting area on Plane 0°		0.000000 m2		Emitting area on Plane 270°		0.000000 m2	
Emitting area on Plane 90°		0.000000 m2		Glare area at 76°		0.000043 m2	
Coordinate system		CG		Symmetry Type		Double Symmetrical	
Date		19-02-2021		Maximum Gamma Angle		90	
Measurement Distance		0.00		Measurement Flux		162 lm	

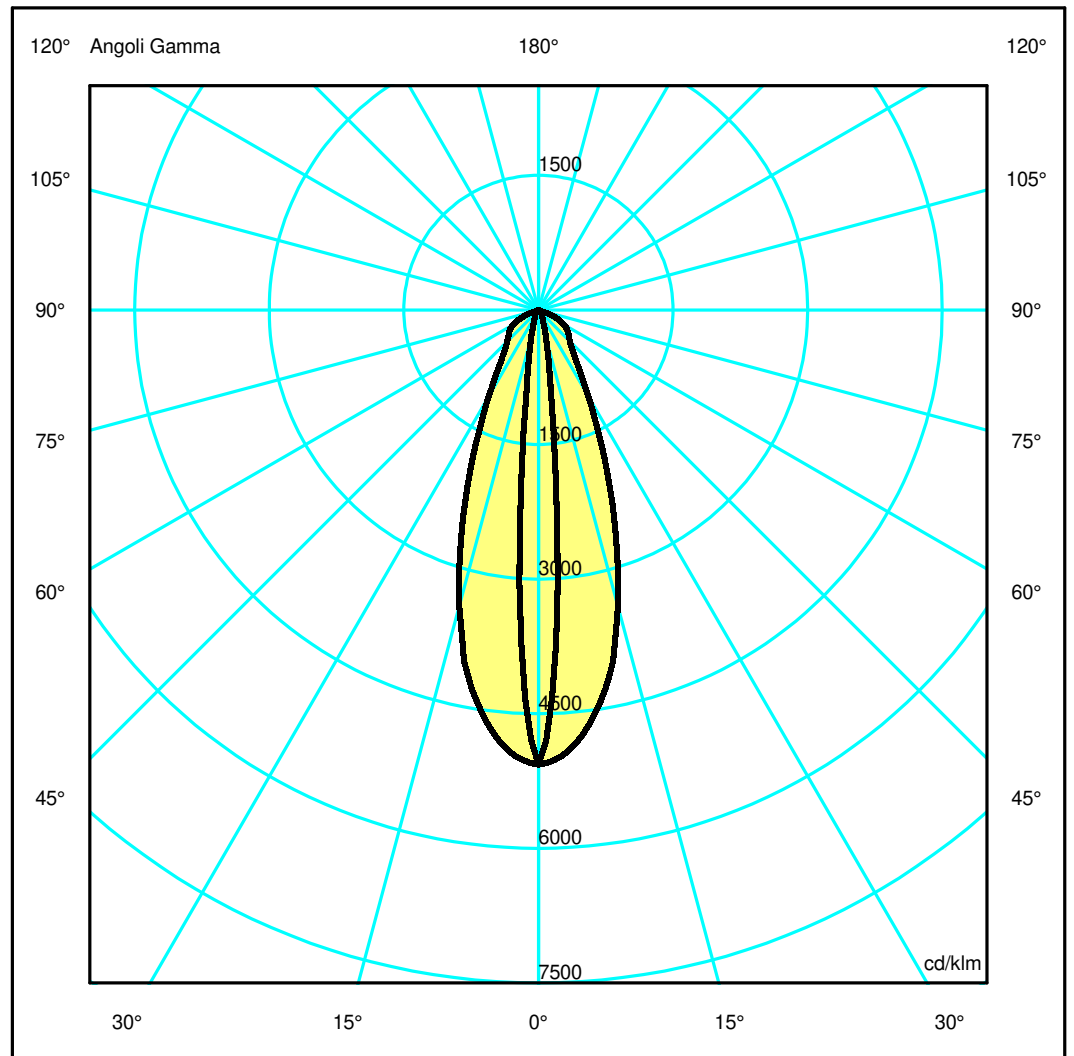
LED Flux=291lm LED Power=3,2W Eff=56% EfcLed=91lm/W EfcLum=46lm/W CCT=3000K Ra=80 SDCM=4 L70(6K)=39300

C.I.E. 87 97 100 100 100
F UTE 1.00 A

D DIN 5040
B NBN
A60
BZ 1



ULOR 0.00 %
DLOR100.00 %
RN 0.00 %



Luminaire

Code T4062ELPTW00
Name EGO 90S DL Elliptic 3000K ACC

Measurerm.

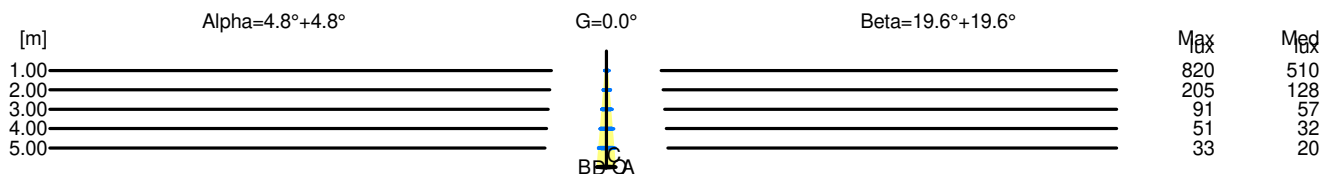
Code FTS1501022-A
Name EGO 90S DL Elliptic 3000K ACC

Luminaire Flux	162 lm	Luminaire Power	3.5 W	Efficacy	46.286 lm/W	Efficiency	100.00%
Source Flux	162 lm	Maximum value	5064.72 cd/klm	Position	C=0.00 G=0.00	CG	Double Symmetrical
Round Luminaire		Diam.	55 mm	Height	100 mm		
Round Luminous Area		Diam.	15 mm	Height	0 mm		
Horizontal Luminous Area		0.000177 m2		Emitting area on Plane 180°		0.000000 m2	
Emitting area on Plane 0°		0.000000 m2		Emitting area on Plane 270°		0.000000 m2	
Emitting area on Plane 90°		0.000000 m2		Glare area at 76°		0.000043 m2	
Coordinate system		CG		Symmetry Type		Double Symmetrical	
Date		19-02-2021		Maximum Gamma Angle		90	
Measurement Distance		0.00		Measurement Flux		162 lm	
LED Flux=291lm LED Power=3,2W Eff=56% EfcLed=91lm/W EfcLum=46lm/W CCT=3000K Ra=80 SDCM=4 L70(6K)=39300							
C.I.E.	87 97 100 100 100			D DIN 5040	A60		
F UTE	1.00 A			B NBN	BZ 1		

Width at 50.00 % of Max Intensity

H[m]	1.00	2.00	3.00	4.00	5.00	H[m]	1.00	2.00	3.00	4.00	5.00
OA	0.08	0.17	0.25	0.33	0.42	OC	0.36	0.71	1.07	1.43	1.78
OB	0.08	0.17	0.25	0.33	0.42	OD	0.36	0.71	1.07	1.43	1.78

	Luminous Intensities [cd/klm]									
	0	5	15	25	35	45	55	65	75	85
OA	820.48	386.23	52.53	17.24	9.67	5.87	3.20	1.11	0.00	0.00
OB	820.48	386.23	52.53	17.24	9.67	5.87	3.20	1.11	0.00	0.00
OC	820.48	784.25	552.87	268.95	124.71	79.77	63.55	37.35	0.00	0.00
OD	820.48	784.25	552.87	268.95	124.71	79.77	63.55	37.35	0.00	0.00



H[m]	D[m]	Max lux	Med lux	Alpha=4.8°+4.8°	G=0.0
1.00	0.17	820	510		
2.00	0.33	205	128		
3.00	0.50	91	57		
4.00	0.67	51	32		
5.00	0.84	33	20		

H[m]	D[m]	Max lux	Med lux	Beta=19.6°+19.6°	G=0.0
1.00	0.71	820	510		
2.00	1.43	205	128		
3.00	2.14	91	57		
4.00	2.85	51	32		
5.00	3.56	33	20		