

## Luminaire

Code T40007FLW00  
Name EGO 90S FLAT WO Flood 3000K ACC

## Measurerm.

Code FTS1501286-A  
Name EGO 90S FLAT WO Flood 3000K ACC

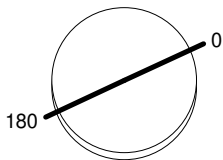
Luminaire Flux	179 lm	Luminaire Power	3.2 W	Efficacy	55.938 lm/W	Efficiency	100.00%
Source Flux	179 lm	Maximum value	4226.06 cd/klm	Position	C=0.00 G=180.00	CG	Rotosymmetrical
Round Luminaire		Diam.	90 mm	Height	100 mm		
Round Luminous Area		Diam.	37 mm	Height	0 mm		
Horizontal Luminous Area		0.001075 m <sup>2</sup>		Emitting area on Plane 180°		0.000000 m <sup>2</sup>	
Emitting area on Plane 0°		0.000000 m <sup>2</sup>		Emitting area on Plane 270°		0.000000 m <sup>2</sup>	
Emitting area on Plane 90°		0.000000 m <sup>2</sup>		Glare area at 76°		0.000260 m <sup>2</sup>	
Coordinate system		CG		Symmetry Type		Rotosymmetrical	
Date		19-02-2021		Maximum Gamma Angle		180	
Measurement Distance		0.00		Measurement Flux		179 lm	

LED Flux=291lm LED Power=3,2W Eff=62% EfcLed=91lm/W EfcLum=56lm/W CCT=3000K Ra=80 SDCM=4 L70(6K)=39300

C.I.E. 0 0 0 0 100  
F UTE 1.00 T

D DIN 5040 --  
B NBN BZ 10

Diam=90mm



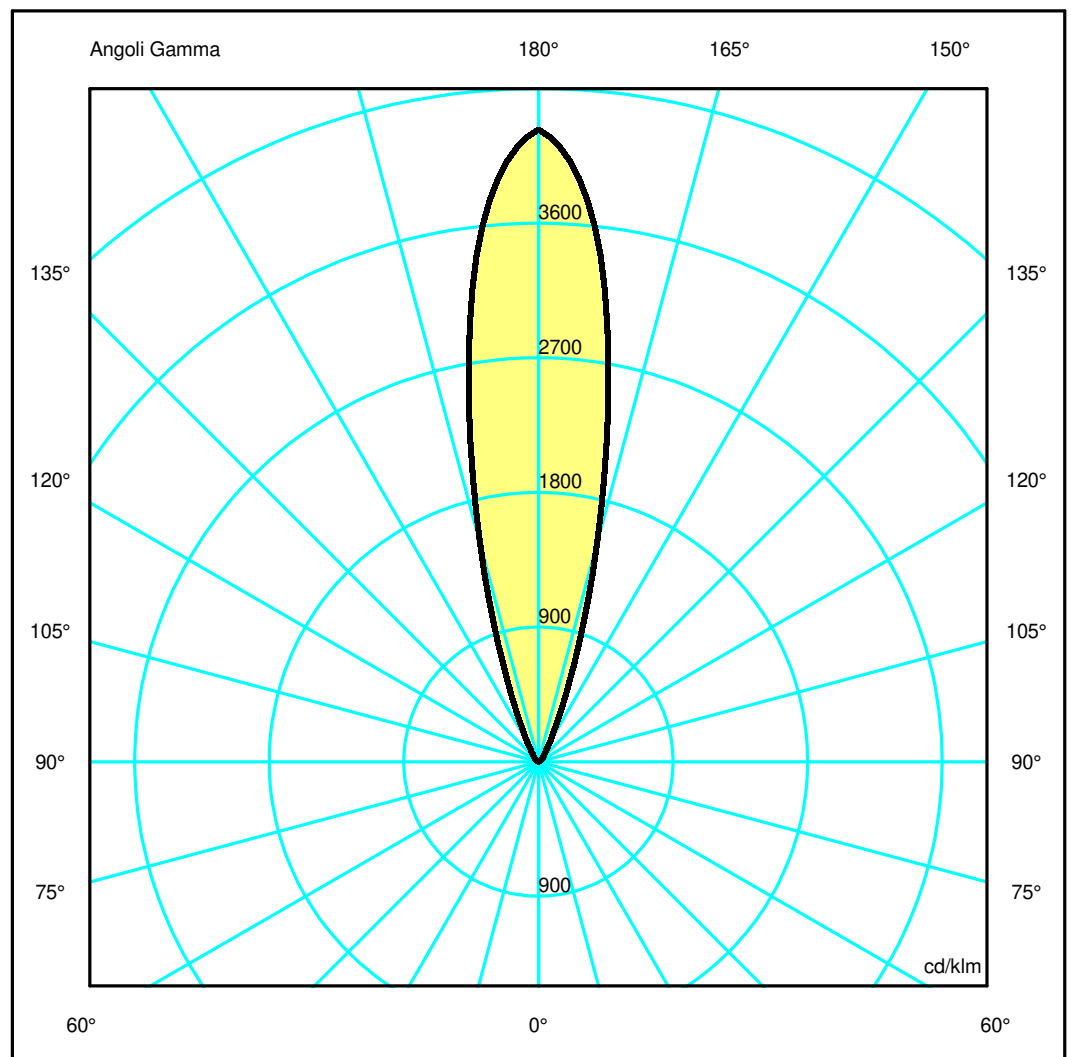
Sempiani C

180.0 ——— 0.0

ULOR 99.99 %

DLOR 0.01 %

RN 99.99 %



## Luminaire

Code T40007FLW00  
Name EGO 90S FLAT WO Flood 3000K ACC

## Measurerm.

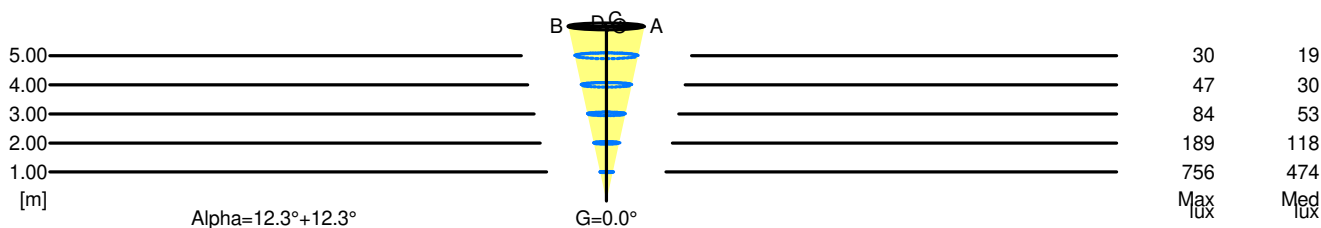
Code FTS1501286-A  
Name EGO 90S FLAT WO Flood 3000K ACC

Luminaire Flux	179 lm	Luminaire Power	3.2 W	Efficacy	55.938 lm/W	Efficiency	100.00%
Source Flux	179 lm	Maximum value	4226.06 cd/klm	Position	C=0.00 G=180.00	CG	Rotosymmetrical
Round Luminaire		Diam.	90 mm	Height	100 mm		
Round Luminous Area		Diam.	37 mm	Height	0 mm		
Horizontal Luminous Area		0.001075 m <sup>2</sup>		Emitting area on Plane 180°		0.000000 m <sup>2</sup>	
Emitting area on Plane 0°		0.000000 m <sup>2</sup>		Emitting area on Plane 270°		0.000000 m <sup>2</sup>	
Emitting area on Plane 90°		0.000000 m <sup>2</sup>		Glare area at 76°		0.000260 m <sup>2</sup>	
Coordinate system		CG		Symmetry Type		Rotosymmetrical	
Date		19-02-2021		Maximum Gamma Angle		180	
Measurement Distance		0.00		Measurement Flux		179 lm	
LED Flux=291lm LED Power=3,2W Eff=62% EfcLed=91lm/W EfcLum=56lm/W CCT=3000K Ra=80 SDCM=4 L70(6K)=39300							
C.I.E.	0 0 0 0 100			D DIN 5040	--		
F UTE	1.00 T			B NBN	BZ 10		

### Width at 50.00 % of Max Intensity

H[m]	1.00	2.00	3.00	4.00	5.00	H[m]	1.00	2.00	3.00	4.00	5.00
OA	0.22	0.44	0.66	0.87	1.09	OC	0.22	0.44	0.66	0.87	1.09
OB	0.22	0.44	0.66	0.87	1.09	OD	0.22	0.44	0.66	0.87	1.09

	Luminous Intensities [ cd/klm ]									
	0	5	15	25	35	45	55	65	75	85
OA	756.47	674.17	271.43	53.24	14.42	7.48	2.93	0.76	0.43	0.33
OB	756.47	674.17	271.43	53.24	14.42	7.48	2.93	0.76	0.43	0.33
OC	756.47	674.17	271.43	53.24	14.42	7.48	2.93	0.76	0.43	0.33
OD	756.47	674.17	271.43	53.24	14.42	7.48	2.93	0.76	0.43	0.33



5.00	2.18	30	19		
4.00	1.75	47	30		
3.00	1.31	84	53		
2.00	0.87	189	118		
1.00	0.44	756	474		
H[m]	D[m]	Max lux	Med lux	Alpha=12.3°+12.3°	G=0.0