

Luminaire

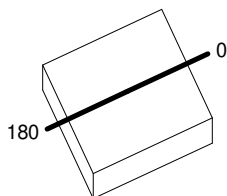
Code AF31201+AF95004
Name SHARP SMD.1X 3W 927 XF EXD BCO+ SCREEN 1X BLACK

Measurem.

Code FTS1901818
Name SHARP SMD.1X 3W 927 XF EXD BCO+ SCREEN 1X BLACK

Luminaire Flux	178 lm	Luminaire Power	3.5 W	Efficacy	50.977 lm/W	Efficiency	100.00%
Source Flux	178 lm	Maximum value	1430.97 cd/klm	Position	C=0.00 G=0.00	CG Rotosymmetrical	
Rectangular Luminaire		Length	41 mm	Width	45 mm	Height	90 mm
Rectangular Luminous Area		Length	37 mm	Width	37 mm	Height	0 mm
Horizontal Luminous Area		0.001369 m2		Emitting area on Plane 180°		0.000000 m2	
Emitting area on Plane 0°		0.000000 m2		Emitting area on Plane 270°		0.000000 m2	
Emitting area on Plane 90°		0.000000 m2		Glare area at 76°		0.000331 m2	
Coordinate system		CG		Symmetry Type		Rotosymmetrical	
Date		17-07-2017		Maximum Gamma Angle		180	
Measurement Distance		0.00		Measurement Flux		178 lm	
LED Flux=249.05lm LED Power=3.5W Eff=72% EfcLed=71lm/W EfcLum=51lm/W CCT=2700K Ra=90 SDCM=2 L90(20K)=118000h							
C.I.E.	99	100	100	100	100	D DIN 5040	A60
F UTE	--					B NBN	BZ 1

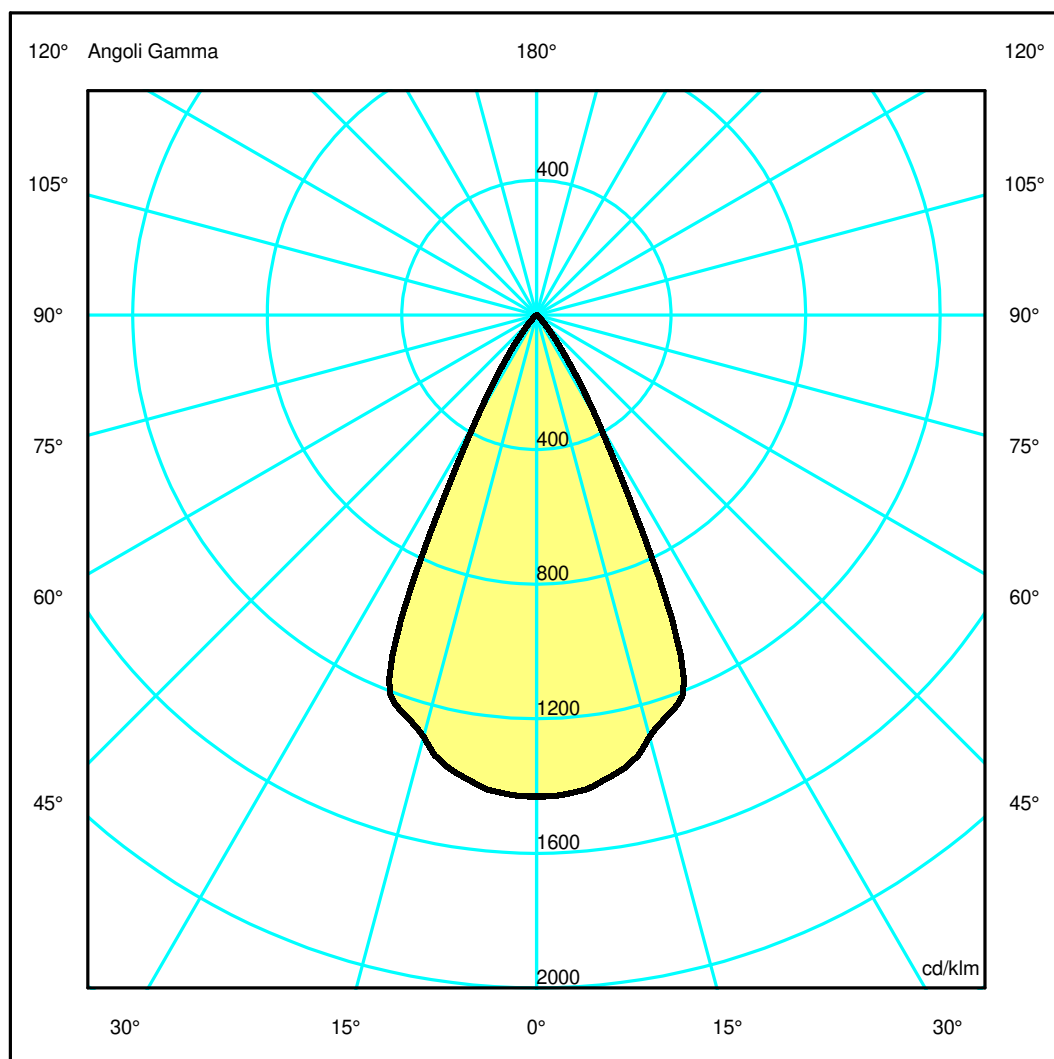
41mm x 45mm



Semipiani C

180.0 ——— 0.0

ULOR 0.00 %
DLOR 100.00 %
RN 0.00 %



Luminaire

Code AF31201+AF95004
Name SHARP SMD.1X 3W 927 XF EXD BCO+ SCREEN 1X BLACK

Measurem.

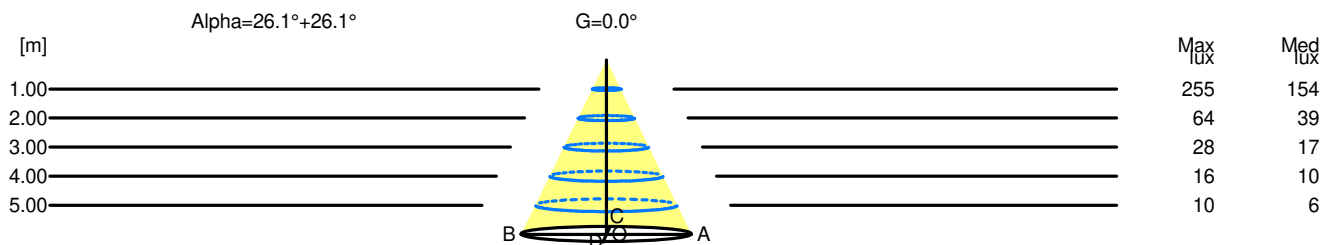
Code FTS1901818
Name SHARP SMD.1X 3W 927 XF EXD BCO+ SCREEN 1X BLACK

Luminaire Flux	178 lm	Luminaire Power	3.5 W	Efficacy	50.977 lm/W	Efficiency	100.00%
Source Flux	178 lm	Maximum value	1430.97 cd/klm	Position	C=0.00 G=0.00	CG Rotosymmetrical	
Rectangular Luminaire		Length	41 mm	Width	45 mm	Height	90 mm
Rectangular Luminous Area		Length	37 mm	Width	37 mm	Height	0 mm
Horizontal Luminous Area		0.001369 m2		Emitting area on Plane 180°		0.000000 m2	
Emitting area on Plane 0°		0.000000 m2		Emitting area on Plane 270°		0.000000 m2	
Emitting area on Plane 90°		0.000000 m2		Glare area at 76°		0.000331 m2	
Coordinate system		CG		Symmetry Type		Rotosymmetrical	
Date		17-07-2017		Maximum Gamma Angle		180	
Measurement Distance		0.00		Measurement Flux		178 lm	
LED Flux=249.05lm LED Power=3.5W Eff=72% EfcLed=71lm/W EfcLum=51lm/W CCT=2700K Ra=90 SDCM=2 L90(20K)=118000h							
C.I.E.	99	100	100	100	100	D DIN 5040	A60
F UTE	--					B NBN	BZ 1

Width at 50.00 % of Max Intensity

H[m]	1.00	2.00	3.00	4.00	5.00	H[m]	1.00	2.00	3.00	4.00	5.00
OA	0.49	0.98	1.47	1.96	2.44	OC	0.49	0.98	1.47	1.96	2.44
OB	0.49	0.98	1.47	1.96	2.44	OD	0.49	0.98	1.47	1.96	2.44

	Luminous Intensities [cd/klm]									
	0	5	15	25	35	45	55	65	75	85
OA	255.31	253.48	231.44	153.95	27.26	3.98	0.31	0.00	0.00	0.00
OB	255.31	253.48	231.44	153.95	27.26	3.98	0.31	0.00	0.00	0.00
OC	255.31	253.48	231.44	153.95	27.26	3.98	0.31	0.00	0.00	0.00
OD	255.31	253.48	231.44	153.95	27.26	3.98	0.31	0.00	0.00	0.00



H[m]	D[m]	Max lux	Med lux	Alpha=26.1°+26.1°	G=0.0
1.00	0.98	255	154		
2.00	1.96	64	39		
3.00	2.93	28	17		
4.00	3.91	16	10		
5.00	4.89	10	6		