

Luminaire

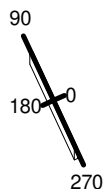
Code BH12104+BH16001
Name A.39 SHARP D+IND 1184 LB 17 400K ND NRO + COVER 2X4 OPT. LB WHITE

Measurem.

Code FTS1900343-A
Name A.39 SHARP D+IND 1184 LB 17 400K ND NRO + COVER 2X4 OPT. LB WHITE

Luminaire Flux	4839 lm	Luminaire Power	53.0 W	Efficacy	91.302 lm/W	Efficiency	100.00%
Source Flux	4839 lm	Maximum value	2020.16 cd/klm	Position	C=0.00 G=0.00	CG	Double Symmetrical
Rectangular Luminaire		Length	1184 mm	Width	40 mm	Height	111 mm
Rectangular Luminous Area		Length	296 mm	Width	37 mm	Height	0 mm
Horizontal Luminous Area		0.010952 m2		Emitting area on Plane 180°		0.000000 m2	
Emitting area on Plane 0°		0.000000 m2		Emitting area on Plane 270°		0.000000 m2	
Emitting area on Plane 90°		0.000000 m2		Glare area at 76°		0.002650 m2	
Coordinate system		CG		Symmetry Type		Double Symmetrical	
Date		03-03-2025		Maximum Gamma Angle		180	
Measurement Distance		0.00		Measurement Flux		4839 lm	
LED Flux=6037lm LED Power=42W Eff=80% EfcLed=144lm/W EfcLum=91lm/W CCT=4000K Ra=90 R9=50 SDCM=2 L70(17k)=102000h							
C.I.E.	99 100 100 36 100			D DIN 5040		D62	
F UTE	--			B NBN		BZ 1	

1184mm x 40mm



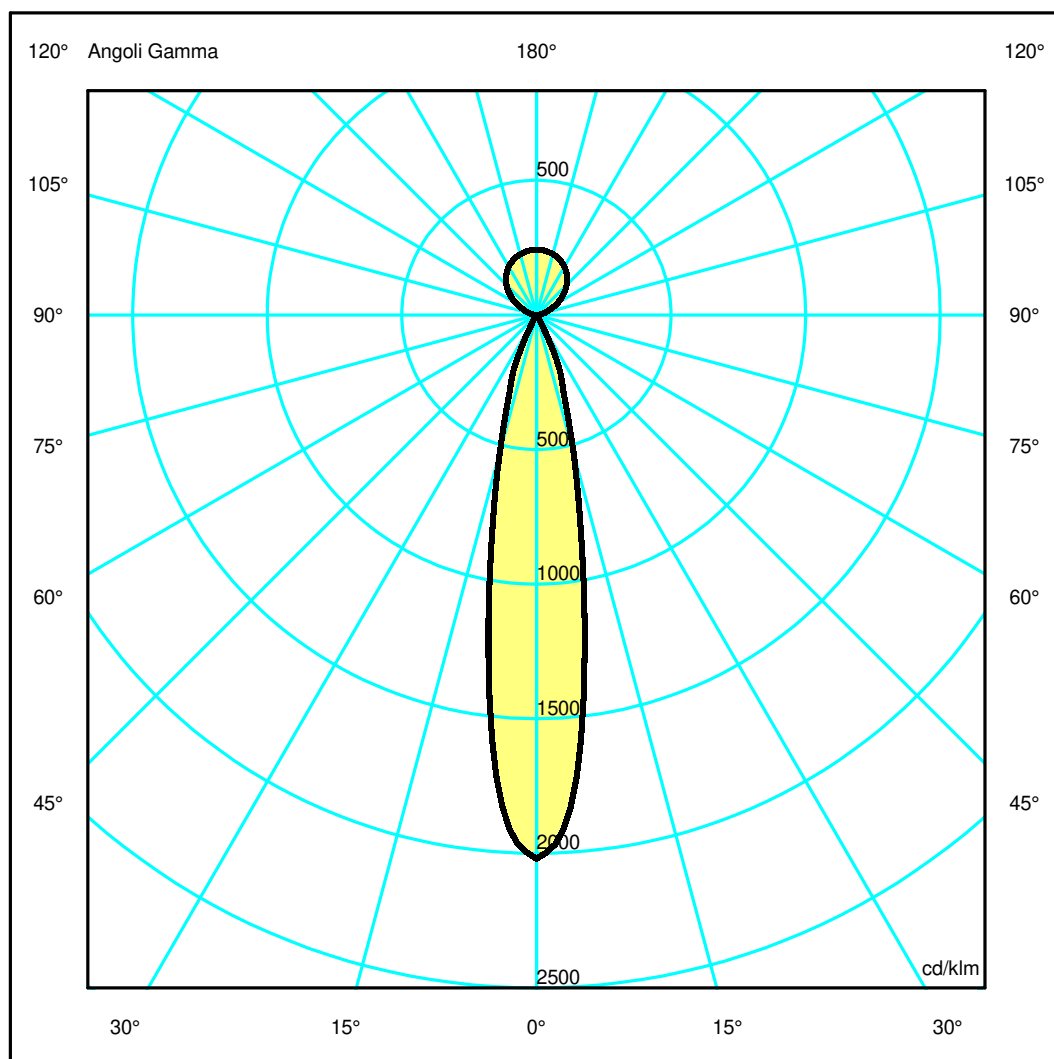
Semipiani C

180.0 — 0.0
270.0 — 90.0

ULOR 63.54 %

DLOR 36.46 %

RN 63.54 %



Luminaire

Code BH12104+BH16001
Name A.39 SHARP D+IND 1184 LB 17 400K ND NRO + COVER 2X4 OPT. LB WHITE

Measurem.

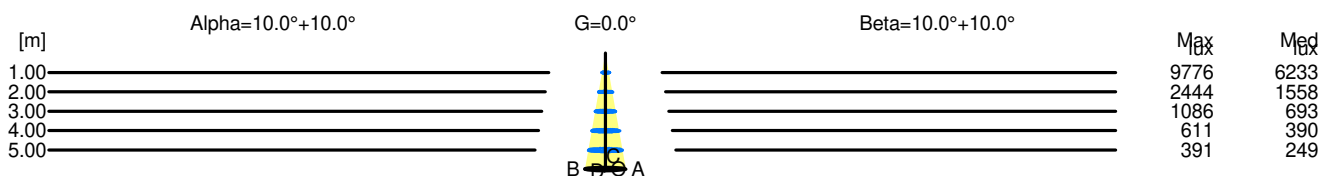
Code FTS1900343-A
Name A.39 SHARP D+IND 1184 LB 17 400K ND NRO + COVER 2X4 OPT. LB WHITE

Luminaire Flux	4839 lm	Luminaire Power	53.0 W	Efficacy	91.302 lm/W	Efficiency	100.00%
Source Flux	4839 lm	Maximum value	2020.16 cd/klm	Position	C=0.00 G=0.00	CG	Double Symmetrical
Rectangular Luminaire		Length	1184 mm	Width	40 mm	Height	111 mm
Rectangular Luminous Area		Length	296 mm	Width	37 mm	Height	0 mm
Horizontal Luminous Area		0.010952 m2		Emitting area on Plane 180°		0.000000 m2	
Emitting area on Plane 0°		0.000000 m2		Emitting area on Plane 270°		0.000000 m2	
Emitting area on Plane 90°		0.000000 m2		Glare area at 76°		0.002650 m2	
Coordinate system		CG		Symmetry Type		Double Symmetrical	
Date		03-03-2025		Maximum Gamma Angle		180	
Measurement Distance		0.00		Measurement Flux		4839 lm	
LED Flux=6037lm LED Power=42W Eff=80% EfcLed=144lm/W EfcLum=91lm/W CCT=4000K Ra=90 R9=50 SDCM=2 L70(17k)=102000h							
C.I.E.	99 100 100 36 100			D DIN 5040		D62	
F UTE	--			B NBN		BZ 1	

Width at 50.00 % of Max Intensity

H[m]	1.00	2.00	3.00	4.00	5.00	H[m]	1.00	2.00	3.00	4.00	5.00
OA	0.18	0.35	0.53	0.70	0.88	OC	0.18	0.35	0.53	0.70	0.88
OB	0.18	0.35	0.53	0.70	0.88	OD	0.18	0.35	0.53	0.70	0.88

	Luminous Intensities [cd/klm]									
	0	5	15	25	35	45	55	65	75	85
OA	9775.55	8319.03	2566.52	701.73	44.03	12.42	4.32	2.77	1.96	0.92
OB	9775.55	8319.03	2566.52	701.73	44.03	12.42	4.32	2.77	1.96	0.92
OC	9775.55	8319.03	2566.52	701.73	44.03	12.42	4.32	2.77	1.96	0.92
OD	9775.55	8319.03	2566.52	701.73	44.03	12.42	4.32	2.77	1.96	0.92



H[m]	D[m]	Max lux	Med lux	Alpha=10.0°+10.0°	G=0.0
1.00	0.35	9776	6233		
2.00	0.70	2444	1558		
3.00	1.05	1086	693		
4.00	1.41	611	390		
5.00	1.76	391	249		

H[m]	D[m]	Max lux	Med lux	Beta=10.0°+10.0°	G=0.0
1.00	0.35	9776	6233		
2.00	0.70	2444	1558		
3.00	1.05	1086	693		
4.00	1.41	611	390		
5.00	1.76	391	249		