

Luminaire

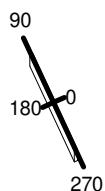
Code BH12904+BH16001
Name A.39 SHARP D+IND 1184 LB 54 400K ND NRO + COVER 2X4 OPT. LB WHITE

Measurem.

Code FTS1900355-A
Name A.39 SHARP D+IND 1184 LB 54 400K ND NRO + COVER 2X4 OPT. LB WHITE

Luminaire Flux	4784 lm	Luminaire Power	53.0 W	Efficacy	90.264 lm/W	Efficiency	100.00%
Source Flux	4784 lm	Maximum value	502.46 cd/klm	Position	C=0.00 G=1.00	CG	Double Symmetrical
Rectangular Luminaire		Length	1184 mm	Width	40 mm	Height	111 mm
Rectangular Luminous Area		Length	296 mm	Width	37 mm	Height	0 mm
Horizontal Luminous Area		0.010952 m2		Emitting area on Plane 180°		0.000000 m2	
Emitting area on Plane 0°		0.000000 m2		Emitting area on Plane 270°		0.000000 m2	
Emitting area on Plane 90°		0.000000 m2		Glare area at 76°		0.002650 m2	
Coordinate system		CG		Symmetry Type		Double Symmetrical	
Date		03-03-2025		Maximum Gamma Angle		180	
Measurement Distance		0.00		Measurement Flux		4784 lm	
LED Flux=6037lm LED Power=42W Eff=79% EfcLed=144lm/W EfcLum=90lm/W CCT=4000K Ra=90 R9=50 SDCM=2 L70(17k)=102000h							
C.I.E.	97 99 100 36 100			D DIN 5040		D62	
F UTE	--			B NBN		BZ 1	

1184mm x 40mm



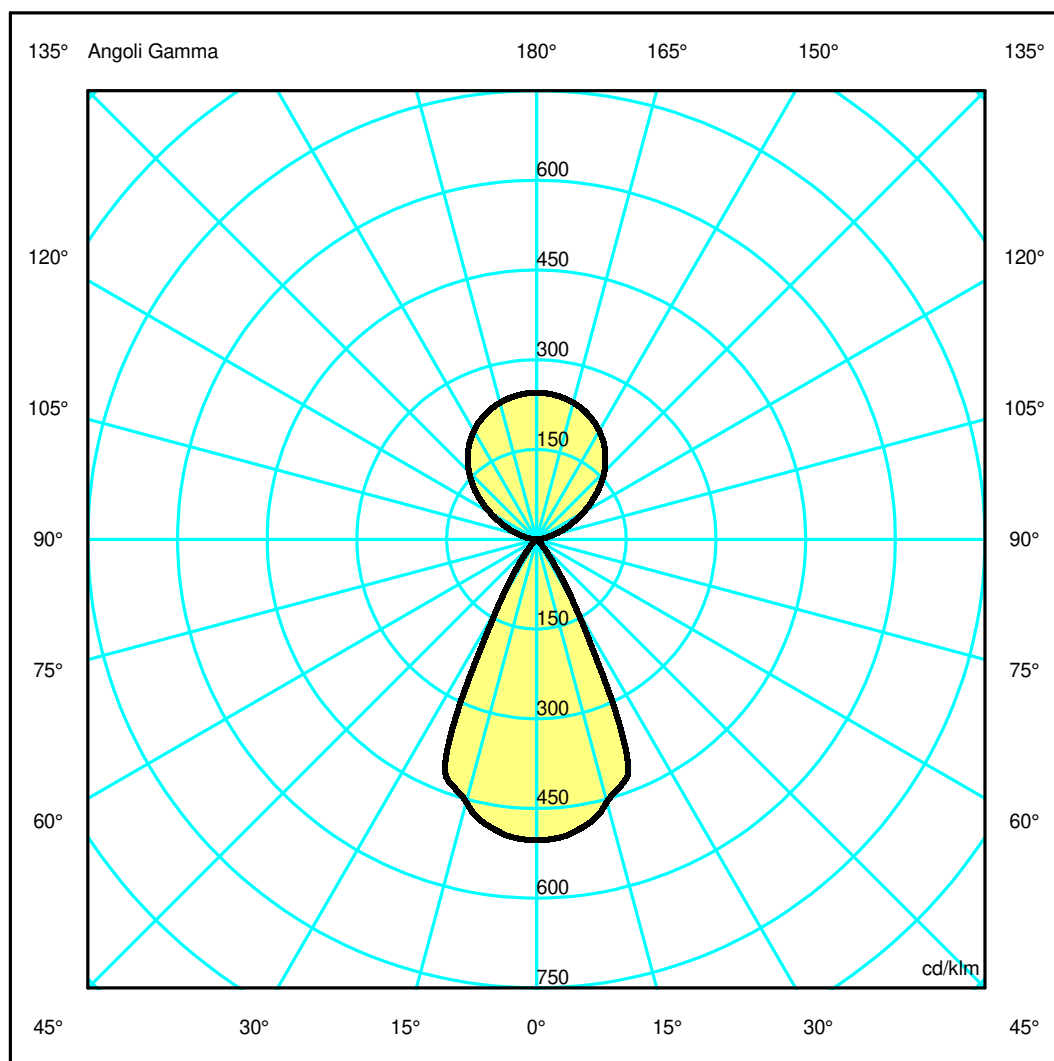
Semipiani C

180.0 — 0.0
270.0 — 90.0

ULOR 64.27 %

DLOR 35.73 %

RN 64.27 %



Luminaire

Code BH12904+BH16001
Name A.39 SHARP D+IND 1184 LB 54 400K ND NRO + COVER 2X4 OPT. LB WHITE

Measurem.

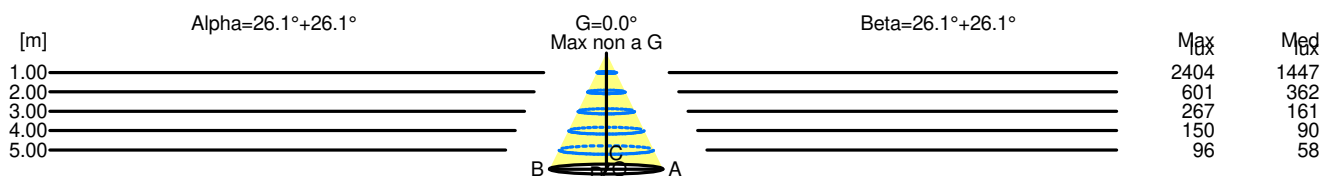
Code FTS1900355-A
Name A.39 SHARP D+IND 1184 LB 54 400K ND NRO + COVER 2X4 OPT. LB WHITE

Luminaire Flux	4784 lm	Luminaire Power	53.0 W	Efficacy	90.264 lm/W	Efficiency	100.00%
Source Flux	4784 lm	Maximum value	502.46 cd/klm	Position	C=0.00 G=1.00	CG	Double Symmetrical
Rectangular Luminaire		Length	1184 mm	Width	40 mm	Height	111 mm
Rectangular Luminous Area		Length	296 mm	Width	37 mm	Height	0 mm
Horizontal Luminous Area		0.010952 m2		Emitting area on Plane 180°		0.000000 m2	
Emitting area on Plane 0°		0.000000 m2		Emitting area on Plane 270°		0.000000 m2	
Emitting area on Plane 90°		0.000000 m2		Glare area at 76°		0.002650 m2	
Coordinate system		CG		Symmetry Type		Double Symmetrical	
Date		03-03-2025		Maximum Gamma Angle		180	
Measurement Distance		0.00		Measurement Flux		4784 lm	
LED Flux=6037lm LED Power=42W Eff=79% EfcLed=144lm/W EfcLum=90lm/W CCT=4000K Ra=90 R9=50 SDCM=2 L70(17k)=102000h							
C.I.E.	97 99 100 36 100			D DIN 5040	D62		
F UTE	--			B NBN	BZ 1		

Width at 50.00 % of Max Intensity

H[m]	1.00	2.00	3.00	4.00	5.00	H[m]	1.00	2.00	3.00	4.00	5.00
OA	0.49	0.98	1.47	1.96	2.45	OC	0.49	0.98	1.47	1.96	2.45
OB	0.49	0.98	1.47	1.96	2.45	OD	0.49	0.98	1.47	1.96	2.45

	Luminous Intensities [cd/klm]									
	0	5	15	25	35	45	55	65	75	85
OA	2403.74	2386.59	2172.44	1446.20	265.01	46.07	10.79	6.90	4.53	1.69
OB	2403.74	2386.59	2172.44	1446.20	265.01	46.07	10.79	6.90	4.53	1.69
OC	2403.74	2386.59	2172.44	1446.20	265.01	46.07	10.79	6.90	4.53	1.69
OD	2403.74	2386.59	2172.44	1446.20	265.01	46.07	10.79	6.90	4.53	1.69



H[m]	D[m]	Max lux	Med lux	Alpha=26.1°+26.1°	G=0.0 Max non a G
1.00	0.98	2404	1447		
2.00	1.96	601	362		
3.00	2.94	267	161		
4.00	3.91	150	90		
5.00	4.89	96	58		

H[m]	D[m]	Max lux	Med lux	Beta=26.1°+26.1°	G=0.0 Max non a G
1.00	0.98	2404	1447		
2.00	1.96	601	362		
3.00	2.94	267	161		
4.00	3.91	150	90		
5.00	4.89	96	58		