

Luminaire

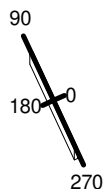
Code BH09101+BH16104
Name A.39 SHARP D+IND 1184 HB 54 400K DM BCO + COVER 3X4 OPT. HB BLACK

Measurem.

Code FTS1900139-A
Name A.39 SHARP D+IND 1184 HB 54 400K DM BCO + COVER 3X4 OPT. HB BLACK

Luminaire Flux	5578 lm	Luminaire Power	64.0 W	Efficacy	87.156 lm/W	Efficiency	100.00%
Source Flux	5578 lm	Maximum value	642.09 cd/klm	Position	C=0.00 G=0.00	CG	Double Symmetrical
Rectangular Luminaire		Length	1184 mm	Width	40 mm	Height	111 mm
Rectangular Luminous Area		Length	444 mm	Width	37 mm	Height	0 mm
Horizontal Luminous Area		0.016428 m2		Emitting area on Plane 180°		0.000000 m2	
Emitting area on Plane 0°		0.000000 m2		Emitting area on Plane 270°		0.000000 m2	
Emitting area on Plane 90°		0.000000 m2		Glare area at 76°		0.003974 m2	
Coordinate system		CG		Symmetry Type		Double Symmetrical	
Date		03-03-2025		Maximum Gamma Angle		180	
Measurement Distance		0.00		Measurement Flux		5578 lm	
LED Flux=7202lm LED Power=53W Eff=77% EfcLed=136lm/W EfcLum=87lm/W CCT=4000K Ra=90 R9=50 SDCM=2 L70(17k)=102000h							
C.I.E.	99	100	100	45	100	D DIN 5040	C62
F UTE	--					B NBN	BZ 1

1184mm x 40mm



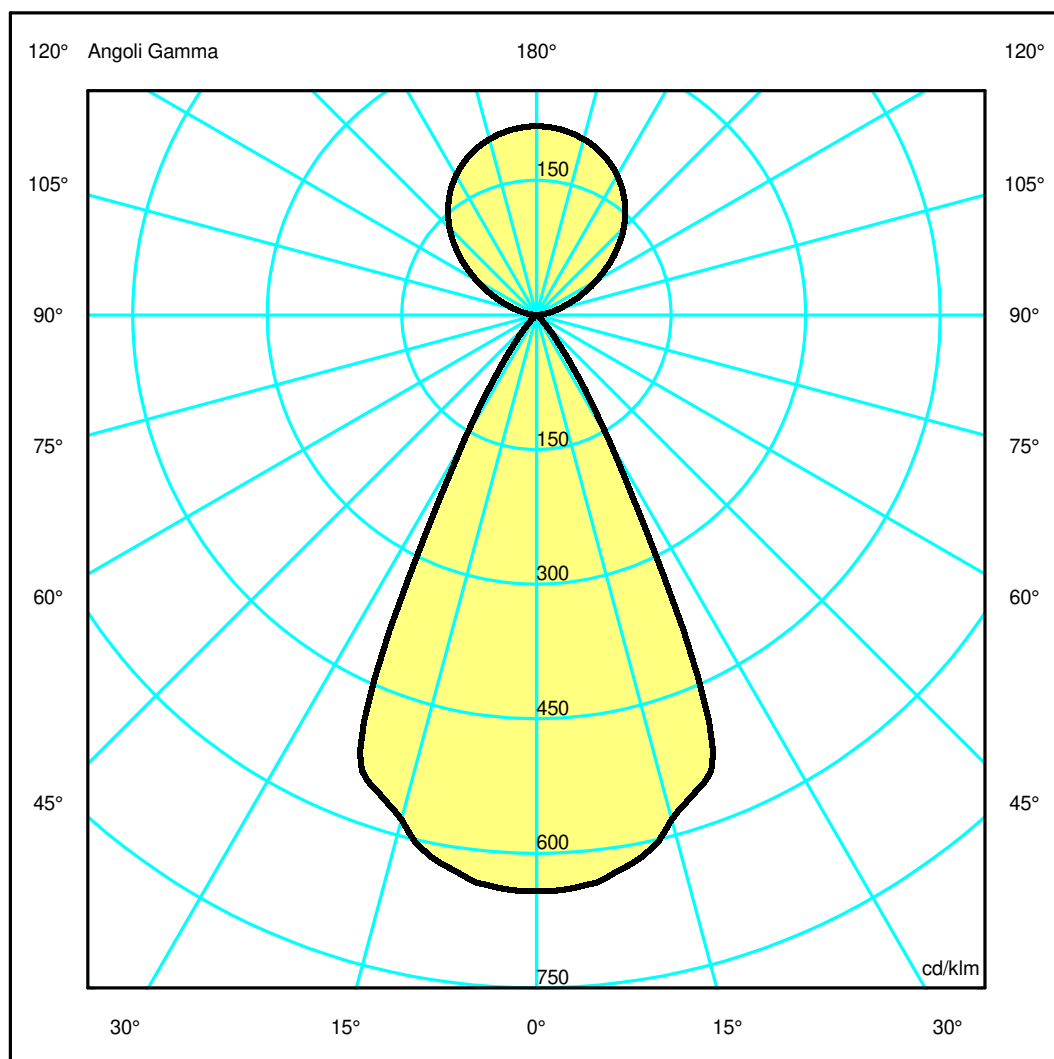
Semipiani C

180.0 — 0.0
270.0 — 90.0

ULOR 55.13 %

DLOR 44.87 %

RN 55.13 %



Luminaire

Code BH09101+BH16104
Name A.39 SHARP D+IND 1184 HB 54 400K DM BCO + COVER 3X4 OPT. HB BLACK

Measurem.

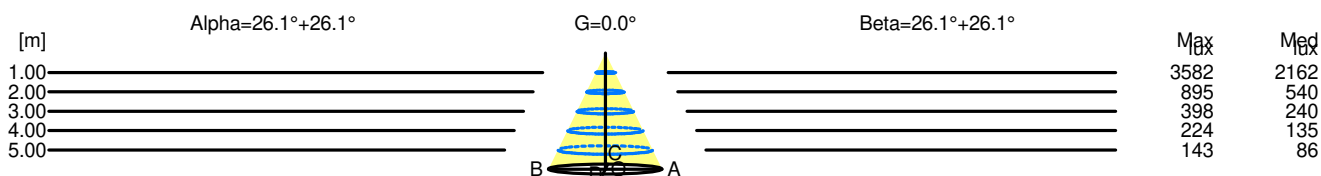
Code FTS1900139-A
Name A.39 SHARP D+IND 1184 HB 54 400K DM BCO + COVER 3X4 OPT. HB BLACK

Luminaire Flux	5578 lm	Luminaire Power	64.0 W	Efficacy	87.156 lm/W	Efficiency	100.00%
Source Flux	5578 lm	Maximum value	642.09 cd/klm	Position	C=0.00 G=0.00	CG	Double Symmetrical
Rectangular Luminaire		Length	1184 mm	Width	40 mm	Height	111 mm
Rectangular Luminous Area		Length	444 mm	Width	37 mm	Height	0 mm
Horizontal Luminous Area		0.016428 m2		Emitting area on Plane 180°		0.000000 m2	
Emitting area on Plane 0°		0.000000 m2		Emitting area on Plane 270°		0.000000 m2	
Emitting area on Plane 90°		0.000000 m2		Glare area at 76°		0.003974 m2	
Coordinate system		CG		Symmetry Type		Double Symmetrical	
Date		03-03-2025		Maximum Gamma Angle		180	
Measurement Distance		0.00		Measurement Flux		5578 lm	
LED Flux=7202lm LED Power=53W Eff=77% EfcLed=136lm/W EfcLum=87lm/W CCT=4000K Ra=90 R9=50 SDCM=2 L70(17k)=102000h							
C.I.E.	99	100	100	45	100	D DIN 5040	C62
F UTE	--					B NBN	BZ 1

Width at 50.00 % of Max Intensity

H[m]	1.00	2.00	3.00	4.00	5.00	H[m]	1.00	2.00	3.00	4.00	5.00
OA	0.49	0.98	1.47	1.96	2.44	OC	0.49	0.98	1.47	1.96	2.44
OB	0.49	0.98	1.47	1.96	2.44	OD	0.49	0.98	1.47	1.96	2.44

	Luminous Intensities [cd/klm]									
	0	5	15	25	35	45	55	65	75	85
OA	3581.59	3555.85	3246.73	2159.61	382.39	55.78	4.35	0.00	0.00	0.00
OB	3581.59	3555.85	3246.73	2159.61	382.39	55.78	4.35	0.00	0.00	0.00
OC	3581.59	3555.85	3246.73	2159.61	382.39	55.78	4.35	0.00	0.00	0.00
OD	3581.59	3555.85	3246.73	2159.61	382.39	55.78	4.35	0.00	0.00	0.00



H[m]	D[m]	Max lux	Med lux	Alpha=26.1°+26.1°	G=0.0
1.00	0.98	3582	2162		
2.00	1.96	895	540		
3.00	2.93	398	240		
4.00	3.91	224	135		
5.00	4.89	143	86		

H[m]	D[m]	Max lux	Med lux	Beta=26.1°+26.1°	G=0.0
1.00	0.98	3582	2162		
2.00	1.96	895	540		
3.00	2.93	398	240		
4.00	3.91	224	135		
5.00	4.89	143	86		