

Luminaire

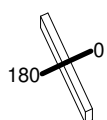
Code 1854030A
Name DREISPITZ 120 S DIR CTRL EMIS BLK

Measurment

Code FTS2500025
Name DREISPITZ 120 S DIR CTRL EMIS BLK

Luminaire Flux	1860 lm	Luminaire Power	19.0 W	Efficacy	97.895 lm/W	Efficiency	100.00%
Source Flux	1860 lm	Maximum value	1145.71 cd/klm	Position	C=0.00 G=0.00	CG Rotosymmetrical	
Rectangular Luminaire		Length	1132 mm	Width	85 mm	Height	98 mm
Rectangular Luminous Area		Length	1040 mm	Width	20 mm	Height	0 mm
Horizontal Luminous Area		0.020800 m2		Emitting area on Plane 180°		0.000000 m2	
Emitting area on Plane 0°		0.000000 m2		Emitting area on Plane 270°		0.000000 m2	
Emitting area on Plane 90°		0.000000 m2		Glare area at 76°		0.005032 m2	
Coordinate system		CG		Symmetry Type		Rotosymmetrical	
Date		13-02-2025		Maximum Gamma Angle		180	
Measurement Distance		0.00		Measurement Flux		1860 lm	
LED Flux=2961lm LED Power=15W Eff=63% EfcLed=192lm/W EfcLum=98lm/W CCT=3000K Ra=90 R9=50 SDCM=3 L70(17k)>102000h							
C.I.E.	93 100 100 100 100			D DIN 5040	A60		
F UTE	1.00 A			B NBN	BZ 1		

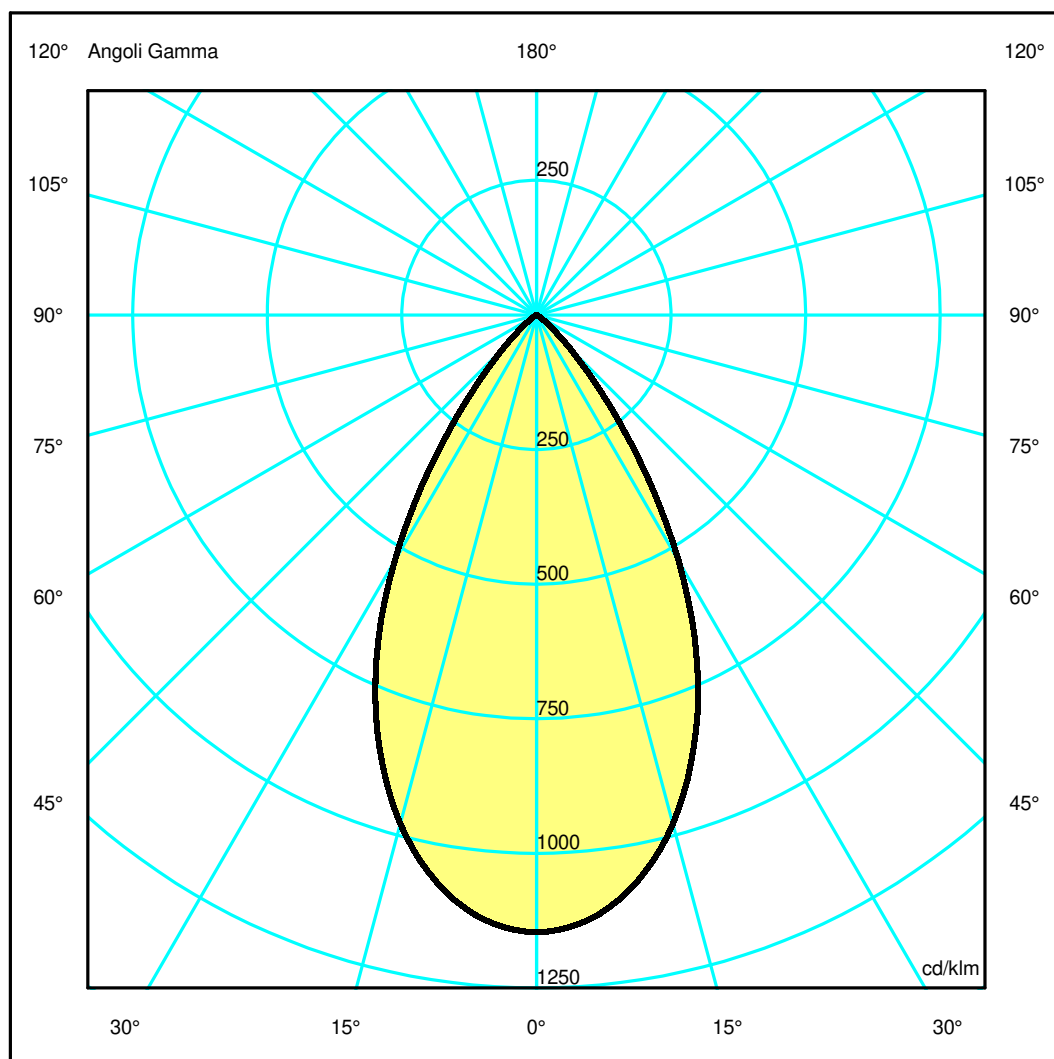
1132mm x 85mm



Semipiani C

180.0 ——— 0.0

ULOR 0.00 %
DLOR100.00 %
RN 0.00 %



Luminaire

Code 1854030A
Name DREISPITZ 120 S DIR CTRL EMIS BLK

Measurem.

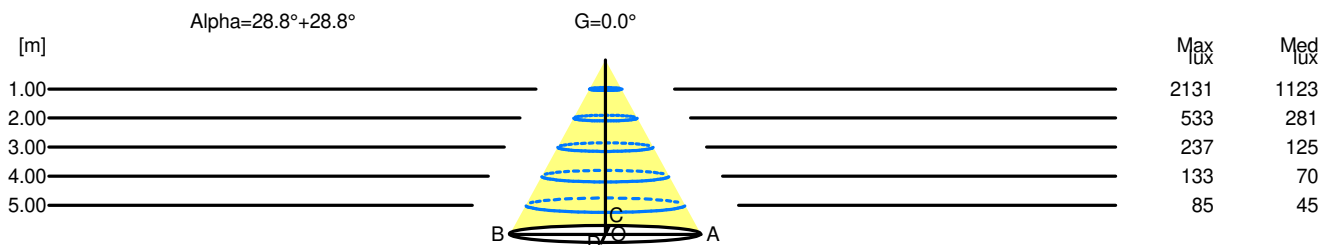
Code FTS2500025
Name DREISPITZ 120 S DIR CTRL EMIS BLK

Luminaire Flux	1860 lm	Luminaire Power	19.0 W	Efficacy	97.895 lm/W	Efficiency	100.00%
Source Flux	1860 lm	Maximum value	1145.71 cd/klm	Position	C=0.00 G=0.00	CG Rotosymmetrical	
Rectangular Luminaire		Length	1132 mm	Width	85 mm	Height	98 mm
Rectangular Luminous Area		Length	1040 mm	Width	20 mm	Height	0 mm
Horizontal Luminous Area		0.020800 m2		Emitting area on Plane 180°		0.000000 m2	
Emitting area on Plane 0°		0.000000 m2		Emitting area on Plane 270°		0.000000 m2	
Emitting area on Plane 90°		0.000000 m2		Glare area at 76°		0.005032 m2	
Coordinate system		CG		Symmetry Type		Rotosymmetrical	
Date		13-02-2025		Maximum Gamma Angle		180	
Measurement Distance		0.00		Measurement Flux		1860 lm	
LED Flux=2961lm LED Power=15W Eff=63% EfcLed=192lm/W EfcLum=98lm/W CCT=3000K Ra=90 R9=50 SDCM=3 L70(17k)>102000h							
C.I.E.	93 100 100 100 100			D DIN 5040	A60		
F UTE	1.00 A			B NBN	BZ 1		

Width at 50.00 % of Max Intensity

H[m]	1.00	2.00	3.00	4.00	5.00	H[m]	1.00	2.00	3.00	4.00	5.00
OA	0.55	1.10	1.65	2.20	2.74	OC	0.55	1.10	1.65	2.20	2.74
OB	0.55	1.10	1.65	2.20	2.74	OD	0.55	1.10	1.65	2.20	2.74

	Luminous Intensities [cd/klm]									
	0	5	15	25	35	45	55	65	75	85
OA	2131.01	2095.81	1819.10	1309.06	636.60	165.47	23.48	2.10	0.74	0.43
OB	2131.01	2095.81	1819.10	1309.06	636.60	165.47	23.48	2.10	0.74	0.43
OC	2131.01	2095.81	1819.10	1309.06	636.60	165.47	23.48	2.10	0.74	0.43
OD	2131.01	2095.81	1819.10	1309.06	636.60	165.47	23.48	2.10	0.74	0.43



H[m]	D[m]	Max lux	Med lux	Alpha=28.8°+28.8°	G=0.0
1.00	1.10	2131	1123		
2.00	2.20	533	281		
3.00	3.29	237	125		
4.00	4.39	133	70		
5.00	5.49	85	45		