

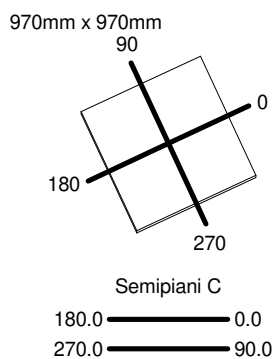
Luminaire

Code 2032060APP_R
Name DISCOVERY DIALOGUE BRZ_RED

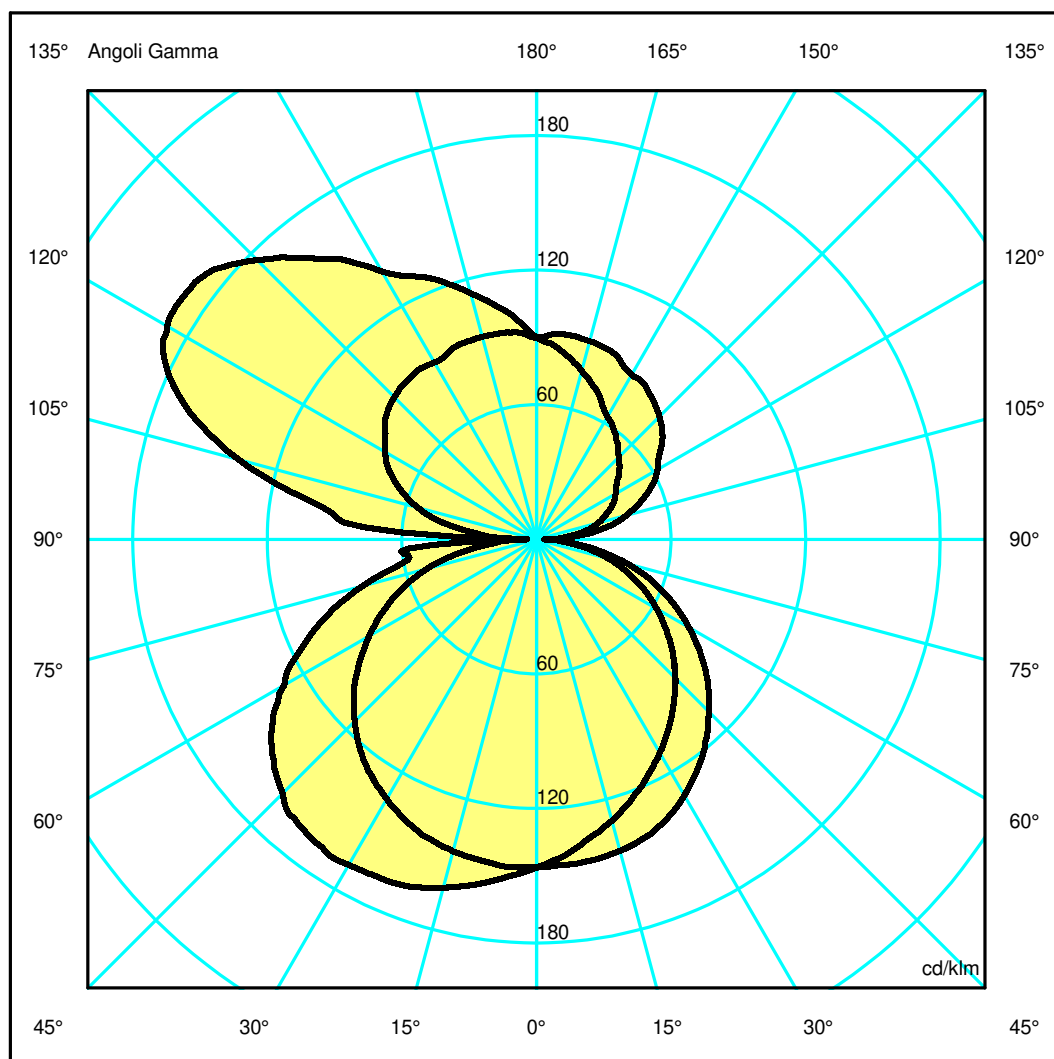
Measurem.

Code FTS2500041
Name DISCOVERY DIALOGUE BRZ_RED

Luminaire Flux	119 lm	Luminaire Power	5.5 W	Efficacy	21.636 lm/W	Efficiency	100.00%
Source Flux	119 lm	Maximum value	191.69 cd/klm	Position	C=175.00 G=123.00	CG Asymmetrical	
Rectangular Luminaire		Length	970 mm	Width	970 mm	Height	16 mm
Rectangular Luminous Area		Length	900 mm	Width	900 mm	Height	0 mm
Horizontal Luminous Area		0.810000 m2		Emitting area on Plane 180°		0.000000 m2	
Emitting area on Plane 0°		0.000000 m2		Emitting area on Plane 270°		0.000000 m2	
Emitting area on Plane 90°		0.000000 m2		Glare area at 76°		0.195957 m2	
Coordinate system		CG		Symmetry Type		Asymmetrical	
Date		30-09-2024		Maximum Gamma Angle		180	
Measurement Distance		0.00		Measurement Flux		119 lm	
LED Flux=198lm LED Power=4W Eff=60% EfcLed=50lm/W EfcLum=22lm/W L70(10k)=60000h							
C.I.E.	40 72 92 53 100			D DIN 5040		C21	
F UTE	0.53 G + 0.47 T			B NBN		BZ 5	



ULOR 47.27 %
DLOR 52.73 %
RN 47.27 %



Luminaire

Code 2032060APP_R
Name DISCOVERY DIALOGUE BRZ_RED

Measurem.

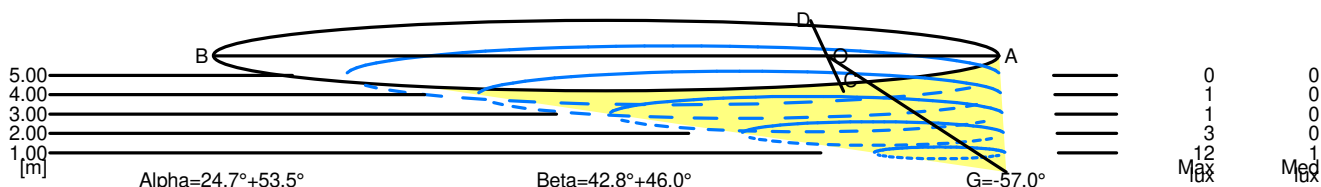
Code FTS2500041
Name DISCOVERY DIALOGUE BRZ_RED

Luminaire Flux	119 lm	Luminaire Power	5.5 W	Efficacy	21.636 lm/W	Efficiency	100.00%
Source Flux	119 lm	Maximum value	191.69 cd/klm	Position	C=175.00 G=123.00	CG Asymmetrical	
Rectangular Luminaire		Length	970 mm	Width	970 mm	Height	16 mm
Rectangular Luminous Area		Length	900 mm	Width	900 mm	Height	0 mm
Horizontal Luminous Area		0.810000 m2		Emitting area on Plane 180°		0.000000 m2	
Emitting area on Plane 0°		0.000000 m2		Emitting area on Plane 270°		0.000000 m2	
Emitting area on Plane 90°		0.000000 m2		Glare area at 76°		0.195957 m2	
Coordinate system		CG		Symmetry Type		Asymmetrical	
Date		30-09-2024		Maximum Gamma Angle		180	
Measurement Distance		0.00		Measurement Flux		119 lm	
LED Flux=198lm LED Power=4W Eff=60% EfcLed=50lm/W EfcLum=22lm/W L70(10k)=60000h							
C.I.E.	40 72 92 53 100			D DIN 5040		C21	
F UTE	0.53 G + 0.47 T			B NBN		BZ 5	

Width at 50.00 % of Max Intensity

H[m]	1.00	2.00	3.00	4.00	5.00	H[m]	1.00	2.00	3.00	4.00	5.00
OA	1.48	2.96	4.43	5.91	7.39	OC	1.70	3.40	5.10	6.80	8.50
OB	5.28	10.56	15.84	21.11	26.39	OD	1.90	3.80	5.69	7.59	9.49

	Luminous Intensities [cd/klm]									
	0	5	15	25	35	45	55	65	75	85
OA	10.71	10.35	9.27	8.10	7.14	6.17	5.19	4.48	3.36	1.64
OB	10.71	11.65	13.52	15.39	18.16	20.95	22.73	21.68	16.35	10.27
OC	10.71	10.95	10.89	10.50	10.00	9.22	7.99	6.77	4.97	2.23
OD	10.71	11.01	11.13	10.99	10.95	10.67	9.79	8.63	6.52	2.98



5.00	33.78	0	0	
4.00	27.03	1	0	
3.00	20.27	1	0	
2.00	13.51	3	0	
1.00	6.76	12	1	
H[m]	D[m]	Max lux	Med lux	Alpha=24.7°+53.5° G=-57.0

5.00	17.99	0	0	
4.00	14.39	1	0	
3.00	10.80	1	0	
2.00	7.20	3	0	
1.00	3.60	12	1	
H[m]	D[m]	Max lux	Med lux	Beta=46.0°+42.8° G=0.0