

## Luminaire

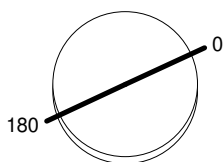
Code CH56104  
Name SYLT HELGOLAND 120 3000K WF NRO

## Measurem.

Code FTS2400516  
Name SYLT HELGOLAND 120 3000K WF NRO

Luminaire Flux	1277 lm	Luminaire Power	8.5 W	Efficacy	150.235 lm/W	Efficiency	100.00%
Source Flux	1277 lm	Maximum value	2336.93 cd/klm	Position	C=0.00 G=0.00	CG	Rotosymmetrical
Round Luminaire		Diam.	120 mm	Height	12 mm		
Round Luminous Area		Diam.	89 mm	Height	0 mm		
Horizontal Luminous Area		0.006221 m2		Emitting area on Plane 180°		0.000000 m2	
Emitting area on Plane 0°		0.000000 m2		Emitting area on Plane 270°		0.000000 m2	
Emitting area on Plane 90°		0.000000 m2		Glare area at 76°		0.001505 m2	
Coordinate system		CG		Symmetry Type		Rotosymmetrical	
Date		03-12-2024		Maximum Gamma Angle		180	
Measurement Distance		0.00		Measurement Flux		1277 lm	
LED Flux=1546lm LED Power=8.5W Eff=83% EfcLed=182lm/W EfcLum=150lm/W CCT=3000K Ra=90 R9=50 SDCM=3 L70(17k)=102000h							
C.I.E.	99	100	100	100	100	D DIN 5040	A60
F UTE	--					B NBN	BZ 1

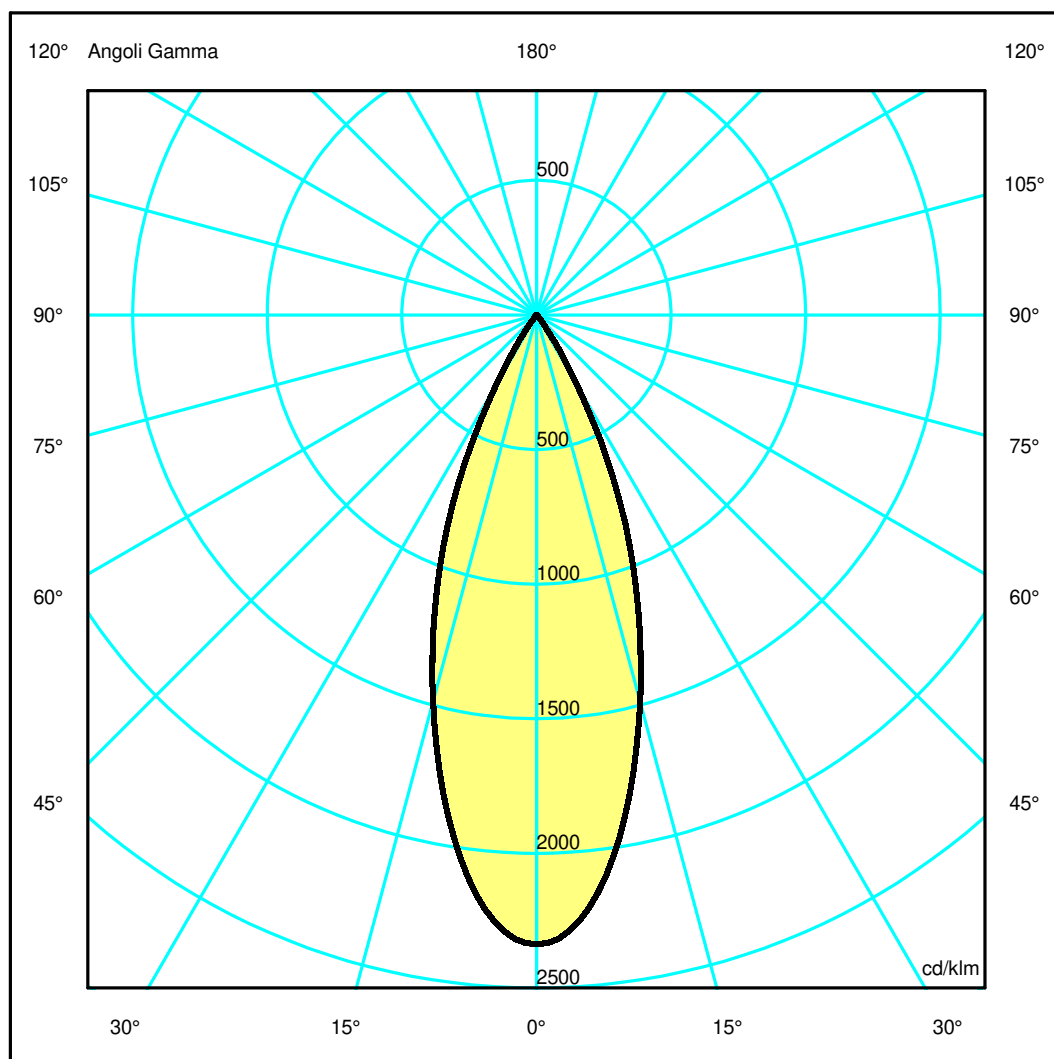
Diam=120mm



Semipiani C

180.0 ——— 0.0

ULOR 0.00 %  
DLOR100.00 %  
RN 0.00 %



## Luminaire

Code CH56104  
Name SYLT HELGOLAND 120 3000K WF NRO

## Measurem.

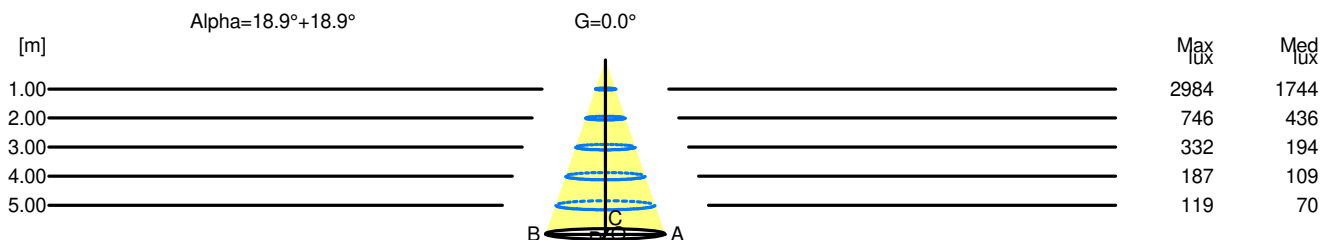
Code FTS2400516  
Name SYLT HELGOLAND 120 3000K WF NRO

Luminaire Flux	1277 lm	Luminaire Power	8.5 W	Efficacy	150.235 lm/W	Efficiency	100.00%
Source Flux	1277 lm	Maximum value	2336.93 cd/klm	Position	C=0.00 G=0.00	CG	Rotosymmetrical
Round Luminaire		Diam.	120 mm	Height	12 mm		
Round Luminous Area		Diam.	89 mm	Height	0 mm		
Horizontal Luminous Area		0.006221 m2		Emitting area on Plane 180°		0.000000 m2	
Emitting area on Plane 0°		0.000000 m2		Emitting area on Plane 270°		0.000000 m2	
Emitting area on Plane 90°		0.000000 m2		Glare area at 76°		0.001505 m2	
Coordinate system		CG		Symmetry Type		Rotosymmetrical	
Date		03-12-2024		Maximum Gamma Angle		180	
Measurement Distance		0.00		Measurement Flux		1277 lm	
LED Flux=1546lm LED Power=8.5W Eff=83% EfcLed=182lm/W EfcLum=150lm/W CCT=3000K Ra=90 R9=50 SDCM=3 L70(17k)=102000h							
C.I.E.	99	100	100	100	100	D DIN 5040	A60
F UTE	--					B NBN	BZ 1

Width at 50.00 % of Max Intensity

H[m]	1.00	2.00	3.00	4.00	5.00	H[m]	1.00	2.00	3.00	4.00	5.00
OA	0.34	0.69	1.03	1.37	1.71	OC	0.34	0.69	1.03	1.37	1.71
OB	0.34	0.69	1.03	1.37	1.71	OD	0.34	0.69	1.03	1.37	1.71

	Luminous Intensities [ cd/klm]									
	0	5	15	25	35	45	55	65	75	85
OA	2984.26	2827.62	1898.24	874.20	113.81	11.37	5.88	3.06	1.08	0.32
OB	2984.26	2827.62	1898.24	874.20	113.81	11.37	5.88	3.06	1.08	0.32
OC	2984.26	2827.62	1898.24	874.20	113.81	11.37	5.88	3.06	1.08	0.32
OD	2984.26	2827.62	1898.24	874.20	113.81	11.37	5.88	3.06	1.08	0.32



H[m]	D[m]	Max lux	Med lux	Alpha=18.9°+18.9°	G=0.0
1.00	0.69	2984	1744		
2.00	1.37	746	436		
3.00	2.06	332	194		
4.00	2.74	187	109		
5.00	3.43	119	70		