

Luminaire

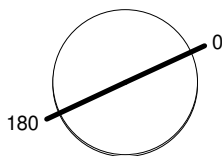
Code TT91000
Name SOMNIUM S D+I CIRC. 1100mm 3000K ALU

Measurem.

Code FTS2500124
Name SOMNIUM S D+I CIRC. 1100mm 3000K ALU

Luminaire Flux	5937 lm	Luminaire Power	36.0 W	Efficacy	164.906 lm/W	Efficiency	100.00%
Source Flux	5937 lm	Maximum value	412.74 cd/klm	Position	C=0.00 G=0.00	CG	Rotosymmetrical
Round Luminaire		Diam.	1100 mm	Height	32 mm	Height	18 mm
Rectangular Luminous Area		Length	318 mm	Width	318 mm		
Horizontal Luminous Area		0.101124 m2		Emitting area on Plane 180°		0.005724 m2	
Emitting area on Plane 0°		0.005724 m2		Emitting area on Plane 270°		0.005724 m2	
Emitting area on Plane 90°		0.005724 m2		Glare area at 76°		0.030018 m2	
Coordinate system		CG		Symmetry Type		Rotosymmetrical	
Date		27-01-2000		Maximum Gamma Angle		180	
Measurement Distance		0.00		Measurement Flux		5937 lm	
LED Flux=6412lm LED Power=32W Eff=93% EfcLed=198lm/W EfcLum=165lm/W CCT=3000K Ra=90 R9=50 SDCM=3 L70(17k)=102000h							
C.I.E.	89 96 99 50 100			D DIN 5040		C61	
F UTE	0.50 A + 0.50 T			B NBN		BZ 1	

Diam=1100mm



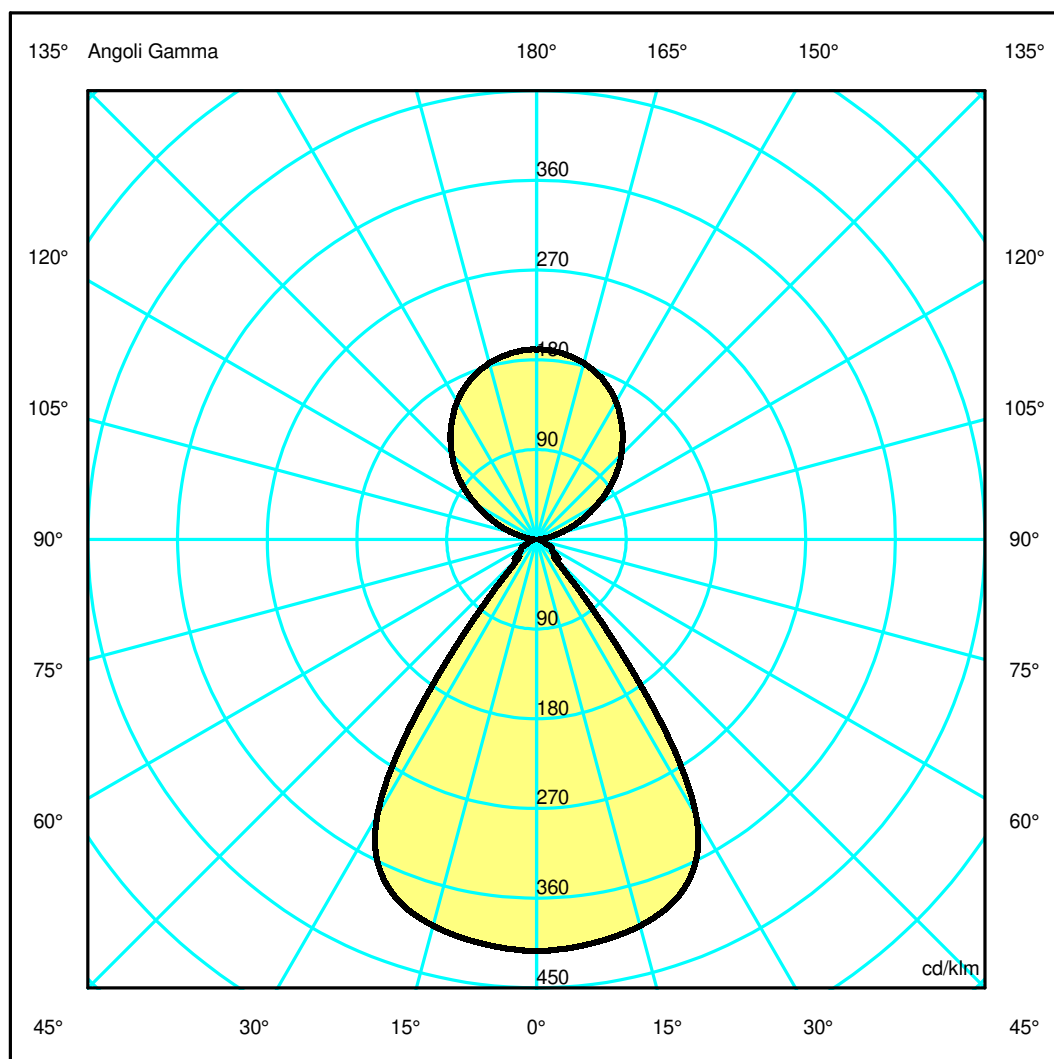
Semipiani C

180.0 ——— 0.0

ULOR 49.71 %

DLOR 50.29 %

RN 49.71 %



Luminaire

Code TT91000
Name SOMNIUM S D+I CIRC. 1100mm 3000K ALU

Measurem.

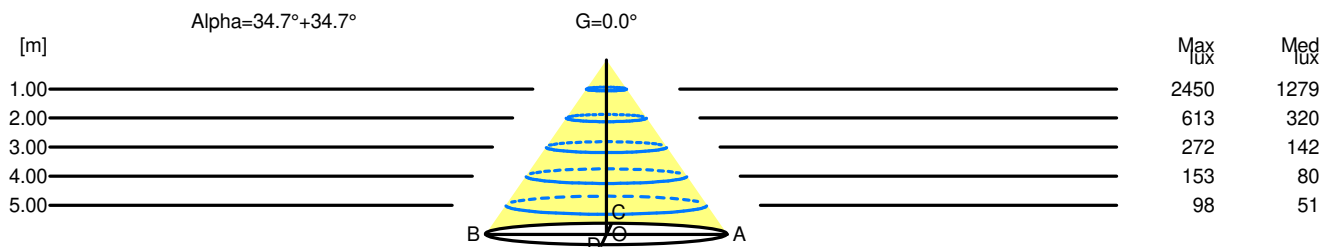
Code FTS2500124
Name SOMNIUM S D+I CIRC. 1100mm 3000K ALU

Luminaire Flux	5937 lm	Luminaire Power	36.0 W	Efficacy	164.906 lm/W	Efficiency	100.00%
Source Flux	5937 lm	Maximum value	412.74 cd/klm	Position	C=0.00 G=0.00	CG Rotosymmetrical	
Round Luminaire		Diam.	1100 mm	Height	32 mm	Height	18 mm
Rectangular Luminous Area		Length	318 mm	Width	318 mm		
Horizontal Luminous Area		0.101124 m2		Emitting area on Plane 180°		0.005724 m2	
Emitting area on Plane 0°		0.005724 m2		Emitting area on Plane 270°		0.005724 m2	
Emitting area on Plane 90°		0.005724 m2		Glare area at 76°		0.030018 m2	
Coordinate system		CG		Symmetry Type		Rotosymmetrical	
Date		27-01-2000		Maximum Gamma Angle		180	
Measurement Distance		0.00		Measurement Flux		5937 lm	
LED Flux=6412lm LED Power=32W Eff=93% EfcLed=198lm/W EfcLum=165lm/W CCT=3000K Ra=90 R9=50 SDCM=3 L70(17k)=102000h							
C.I.E.	89 96 99 50 100			D DIN 5040	C61		
F UTE	0.50 A + 0.50 T			B NBN	BZ 1		

Width at 50.00 % of Max Intensity

H[m]	1.00	2.00	3.00	4.00	5.00	H[m]	1.00	2.00	3.00	4.00	5.00
OA	0.69	1.39	2.08	2.77	3.47	OC	0.69	1.39	2.08	2.77	3.47
OB	0.69	1.39	2.08	2.77	3.47	OD	0.69	1.39	2.08	2.77	3.47

	Luminous Intensities [cd/klm]									
	0	5	15	25	35	45	55	65	75	85
OA	2450.28	2439.97	2381.99	2192.63	1177.38	143.19	115.24	67.22	27.22	16.43
OB	2450.28	2439.97	2381.99	2192.63	1177.38	143.19	115.24	67.22	27.22	16.43
OC	2450.28	2439.97	2381.99	2192.63	1177.38	143.19	115.24	67.22	27.22	16.43
OD	2450.28	2439.97	2381.99	2192.63	1177.38	143.19	115.24	67.22	27.22	16.43



H[m]	D[m]	Max lux	Med lux	Alpha=34.7°+34.7°	G=0.0
1.00	1.39	2450	1279		
2.00	2.77	613	320		
3.00	4.16	272	142		
4.00	5.55	153	80		
5.00	6.93	98	51		