

Luminaire

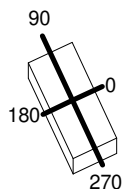
Code T4522030+DV1077
 Name ANTARKTIKOS BCO + PKT 30W CC 110-240V 250-700mA DA2 IP68

Measurem.

Code FTS2600139
 Name ANTARKTIKOS BCO + PKT 30W CC 110-240V 250-700mA DA2 IP68

Luminaire Flux	49 lm	Luminaire Power	5.7 W	Efficacy	8.679 lm/W	Efficiency	100.00%
Source Flux	49 lm	Maximum value	5354.96 cd/klm	Position	C=90.00 G=144.00	CG	Double Symmetrical
Rectangular Luminaire		Length	118 mm	Width	54 mm	Height	82 mm
Rectangular Luminous Area		Length	70 mm	Width	4 mm	Height	32 mm
Horizontal Luminous Area		0.000280 m2		Emitting area on Plane 180°	0.002240 m2		
Emitting area on Plane 0°		0.002240 m2		Emitting area on Plane 270°	0.000128 m2		
Emitting area on Plane 90°		0.000128 m2		Glare area at 76°	0.002241 m2		
Coordinate system		CG			Symmetry Type	Double Symmetrical	
Date		23-09-2022			Maximum Gamma Angle	180	
Measurement Distance		0.00			Measurement Flux	49 lm	
LED Flux=483lm LED Power=5,7W Eff=10% EfcLed=85lm/W EfcLum=8,7lm/W CCT=3000K Ra=80 SDCM=3 L70(6k)=50000h							
C.I.E.	10 19 35 7 100			D DIN 5040	--		
F UTE	--			B NBN	BZ 10		

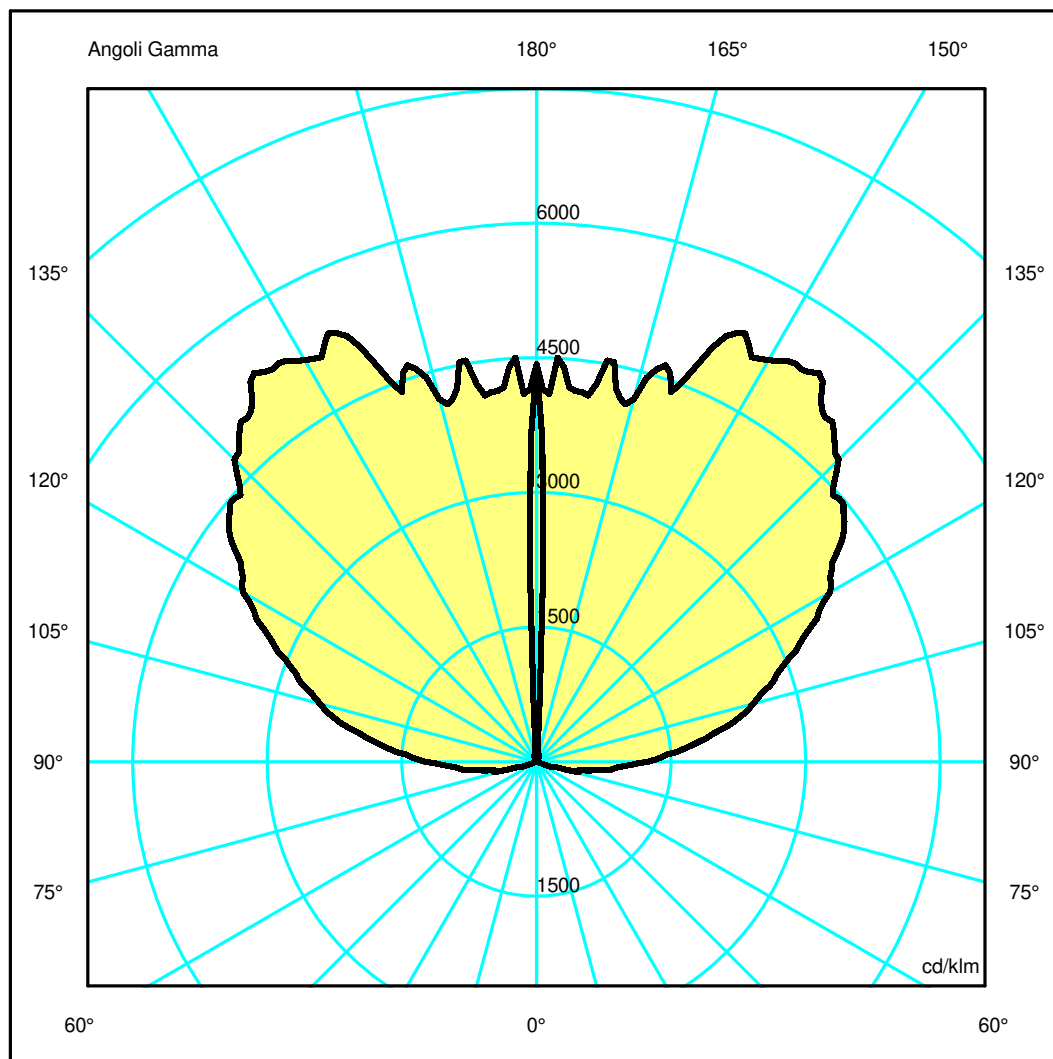
118mm x 54mm



Semipiani C

180.0 ——— 0.0
 270.0 ——— 90.0

ULOR 93.38 %
 DLOR 6.62 %
 RN 93.38 %



Luminaire

Code T4522030+DV1077
 Name ANTARKTIKOS BCO + PKT 30W CC 110-240V 250-700mA DA2 IP68

Measurerm.

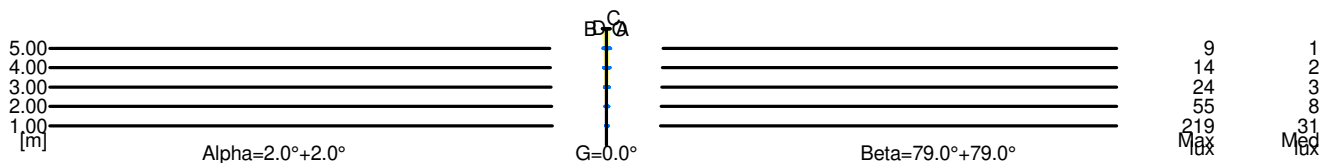
Code FTS2600139
 Name ANTARKTIKOS BCO + PKT 30W CC 110-240V 250-700mA DA2 IP68

Luminaire Flux	49 lm	Luminaire Power	5.7 W	Efficacy	8.679 lm/W	Efficiency	100.00%
Source Flux	49 lm	Maximum value	5354.96 cd/klm	Position	C=90.00 G=144.00	CG	Double Symmetrical
Rectangular Luminaire		Length	118 mm	Width	54 mm	Height	82 mm
Rectangular Luminous Area		Length	70 mm	Width	4 mm	Height	32 mm
Horizontal Luminous Area		0.000280 m2		Emitting area on Plane 180°		0.002240 m2	
Emitting area on Plane 0°		0.002240 m2		Emitting area on Plane 270°		0.000128 m2	
Emitting area on Plane 90°		0.000128 m2		Glare area at 76°		0.002241 m2	
Coordinate system		CG		Symmetry Type		Double Symmetrical	
Date		23-09-2022		Maximum Gamma Angle		180	
Measurement Distance		0.00		Measurement Flux		49 lm	
LED Flux=483lm LED Power=5,7W Eff=10% EfcLed=85lm/W EfcLum=8,7lm/W CCT=3000K Ra=80 SDCM=3 L70(6k)=50000h							
C.I.E.	10 19 35 7 100			D DIN 5040	--		
F UTE	--			B NBN	BZ 10		

Width at 50.00 % of Max Intensity

H[m]	1.00	2.00	3.00	4.00	5.00	H[m]	1.00	2.00	3.00	4.00	5.00
OA	0.03	0.07	0.10	0.14	0.17	OC	5.13	10.26	15.39	20.52	25.65
OB	0.03	0.07	0.10	0.14	0.17	OD	5.13	10.26	15.39	20.52	25.65

		Luminous Intensities [cd/klm]									
	0	5	15	25	35	45	55	65	75	85	
OA	219.10	9.64	2.21	2.72	0.65	0.53	0.44	0.34	0.27	0.20	
OB	219.10	9.64	2.21	2.72	0.65	0.53	0.44	0.34	0.27	0.20	
OC	219.10	207.30	207.01	260.68	262.03	235.68	202.75	162.65	123.69	81.26	
OD	219.10	207.30	207.01	260.68	262.03	235.68	202.75	162.65	123.69	81.26	



5.00	0.34	9	1	
4.00	0.28	14	2	
3.00	0.21	24	3	
2.00	0.14	55	8	
1.00	0.07	219	31	
H[m]	D[m]	Max lux	Med lux	Alpha=2.0°+2.0°

5.00	51.30	9	1	
4.00	41.04	14	2	
3.00	30.78	24	3	
2.00	20.52	55	8	
1.00	10.26	219	31	
H[m]	D[m]	Max lux	Med lux	Beta=79.0°+79.0°