

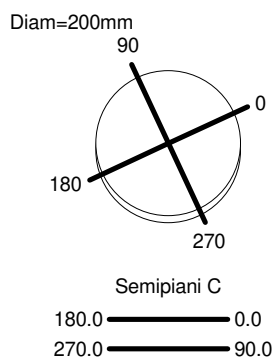
Luminaire

Code T085100
Name IPPOLITO h 45 3000K

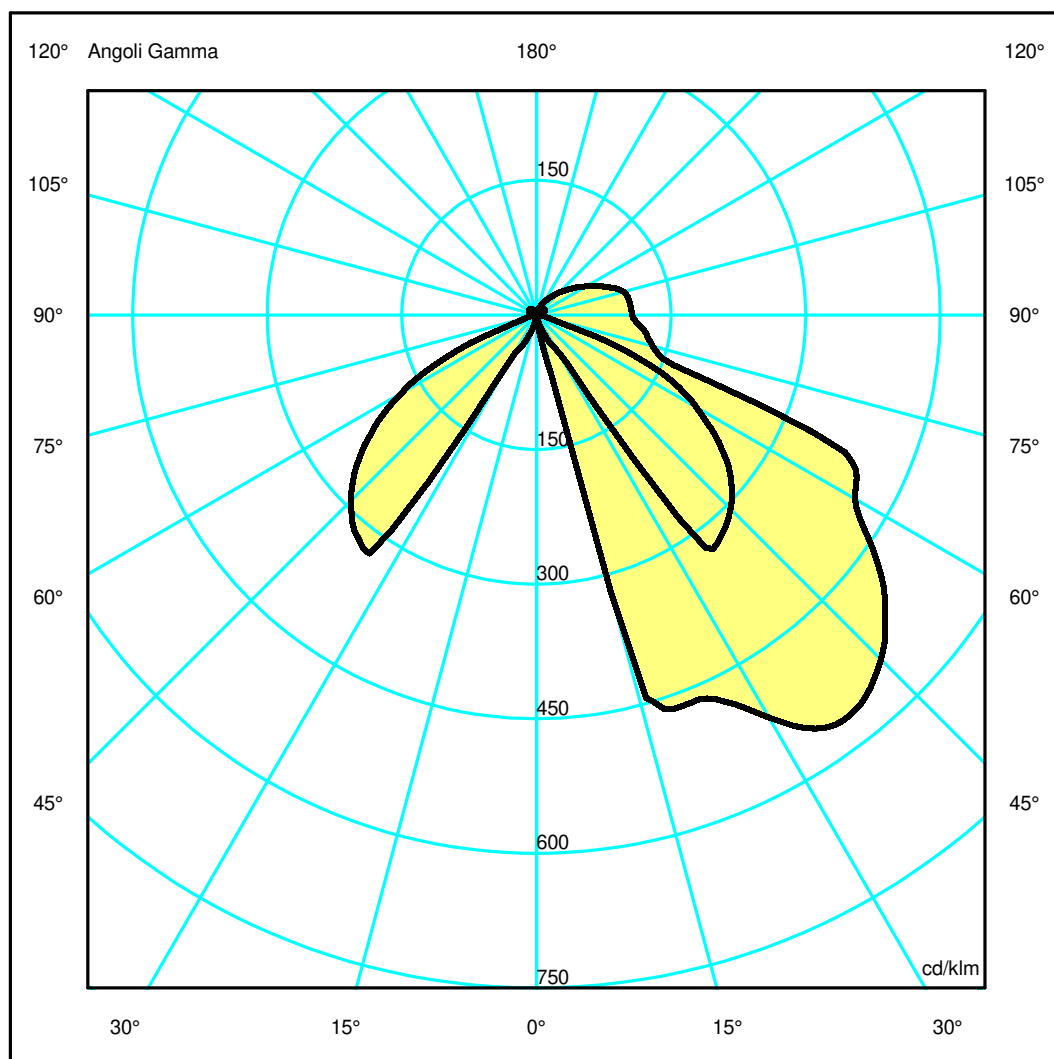
Measurement

Code FTS1501990
Name IPPOLITO h 45 3000K

Luminaire Flux	1137 lm	Luminaire Power	15.0 W	Efficacy	75.800 lm/W	Efficiency	100.00%
Source Flux	1137 lm	Maximum value	573.19 cd/klm	Position	C=355.00 G=37.00	CG	Asymmetrical
Round Luminaire		Diam.	200 mm	Height	455 mm	Height	340 mm
Rectangular Luminous Area		Length	200 mm	Width	125 mm		
Horizontal Luminous Area		0.025000 m2		Emitting area on Plane 180°		0.068000 m2	
Emitting area on Plane 0°		0.068000 m2		Emitting area on Plane 270°		0.042500 m2	
Emitting area on Plane 90°		0.042500 m2		Glare area at 76°		0.072028 m2	
Coordinate system		CG		Symmetry Type		Asymmetrical	
Date		06-02-2015		Maximum Gamma Angle		180	
Measurement Distance		0.00		Measurement Flux		1137 lm	
LED Flux=1400lm LED Power=13W Eff=81% EfcLed=108lm/W EfcLum=76lm/W CCT=3000K Ra=90 SDCM=2 L70(6K)=36300h							
C.I.E.	33 73 93 86 100			D DIN 5040	B21		
F UTE	0.86 I + 0.14 T			B NBN	BZ 6 / 1.5 / BZ 5		



ULOR 13.84 %
DLOR 86.16 %
RN 13.84 %



Luminaire

Code T085100
Name IPPOLITO h 45 3000K

Measurem.

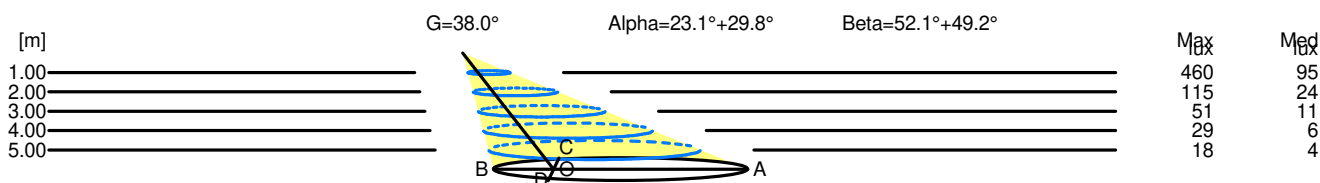
Code FTS1501990
Name IPPOLITO h 45 3000K

Luminaire Flux	1137 lm	Luminaire Power	15.0 W	Efficacy	75.800 lm/W	Efficiency	100.00%
Source Flux	1137 lm	Maximum value	573.19 cd/klm	Position	C=355.00 G=37.00	CG Asymmetrical	
Round Luminaire		Diam.	200 mm	Height	455 mm	Height	340 mm
Rectangular Luminous Area		Length	200 mm	Width	125 mm		
Horizontal Luminous Area		0.025000 m2		Emitting area on Plane 180°		0.068000 m2	
Emitting area on Plane 0°		0.068000 m2		Emitting area on Plane 270°		0.042500 m2	
Emitting area on Plane 90°		0.042500 m2		Glare area at 76°		0.072028 m2	
Coordinate system		CG		Symmetry Type		Asymmetrical	
Date		06-02-2015		Maximum Gamma Angle		180	
Measurement Distance		0.00		Measurement Flux		1137 lm	
LED Flux=1400lm LED Power=13W Eff=81% EfcLed=108lm/W EfcLum=76lm/W CCT=3000K Ra=90 SDCM=2 L70(6K)=36300h							
C.I.E.	33 73 93 86 100			D DIN 5040	B21		
F UTE	0.86 I + 0.14 T			B NBN	BZ 6 / 1.5 / BZ 5		

Width at 50.00 % of Max Intensity

H[m]	1.00	2.00	3.00	4.00	5.00	H[m]	1.00	2.00	3.00	4.00	5.00
OA	1.67	3.35	5.02	6.69	8.36	OC	1.63	3.26	4.89	6.52	8.15
OB	0.52	1.03	1.55	2.06	2.58	OD	1.47	2.94	4.41	5.87	7.34

				Luminous Intensities [cd/klm]							
	0	5	15	25	35	45	55	65	75	85	
OA	0.00	1.68	360.22	536.83	638.37	616.94	521.27	441.27	152.48	129.12	
OB	0.00	0.08	0.10	0.14	0.18	0.21	0.23	0.25	0.27	0.32	
OC	0.00	0.57	7.92	36.47	313.24	347.56	282.46	176.72	19.05	3.61	
OD	0.00	0.43	12.38	41.48	368.97	332.99	252.94	127.14	13.84	1.82	



H[m]	D[m]	Max lux	Med lux	Alpha=23.1°+29.8°	G=38.0
1.00	2.19	460	95		
2.00	4.38	115	24		
3.00	6.57	51	11		
4.00	8.76	29	6		
5.00	10.94	18	4		

H[m]	D[m]	Max lux	Med lux	Beta=49.2°+52.1°	G=0.0
1.00	3.10	460	95		
2.00	6.20	115	24		
3.00	9.29	51	11		
4.00	12.39	29	6		
5.00	15.49	18	4		