

Luminaire

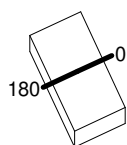
Code T418423W00
Name SOSTITUTO LED 23° 3000K

Measurem.

Code FTS1603420
Name SOSTITUTO LED 23° 3000K

Luminaire Flux	9277 lm	Luminaire Power	106.0 W	Efficacy	87.518 lm/W	Efficiency	100.00%
Source Flux	9277 lm	Maximum value	4935.27 cd/klm	Position	C=0.00 G=0.00	CG	Rotosymmetrical
Rectangular Luminaire		Length	600 mm	Width	318 mm	Height	60 mm
Rectangular Luminous Area		Length	260 mm	Width	265 mm	Height	10 mm
Horizontal Luminous Area		0.068900 m2		Emitting area on Plane 180°		0.002600 m2	
Emitting area on Plane 0°		0.002600 m2		Emitting area on Plane 270°		0.002650 m2	
Emitting area on Plane 90°		0.002650 m2		Glare area at 76°		0.019191 m2	
Coordinate system		CG		Symmetry Type		Rotosymmetrical	
Date		03-02-2015		Maximum Gamma Angle		180	
Measurement Distance		0.00		Measurement Flux		9277 lm	
LED Flux=12048lm LED Power=90W Eff=77% EfcLed=134lm/W EfcLum=88lm/W Ra=80 SDCM=4 L70(6K)=51400							
C.I.E.	95 98 100 100 100			D DIN 5040	A60		
F UTE	1.00 A			B NBN	BZ 1		

600mm x 318mm



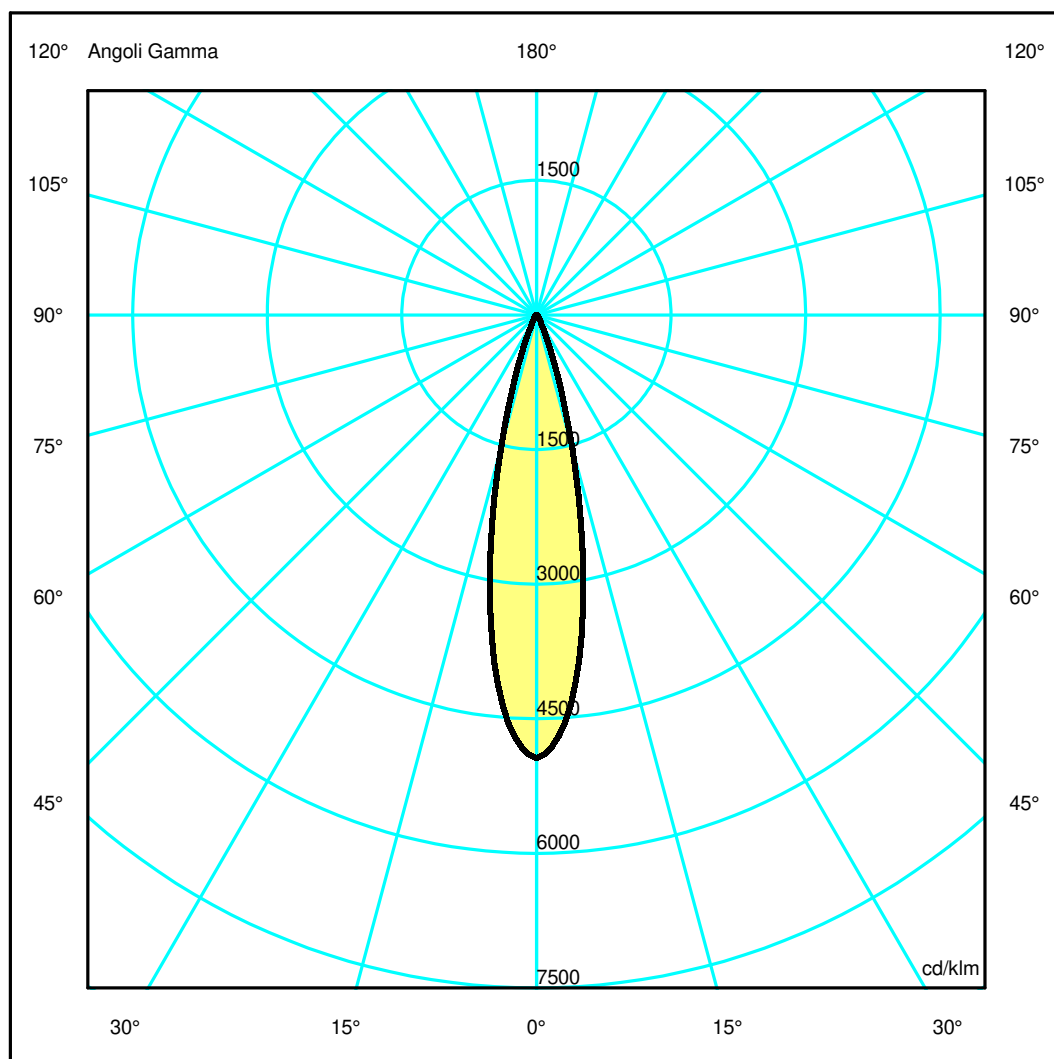
Semipiani C

180.0 — 0.0

ULOR 0.02 %

DLOR 99.98 %

RN 0.02 %



Luminaire

Code T418423W00
Name SOSTITUTO LED 23° 3000K

Measurem.

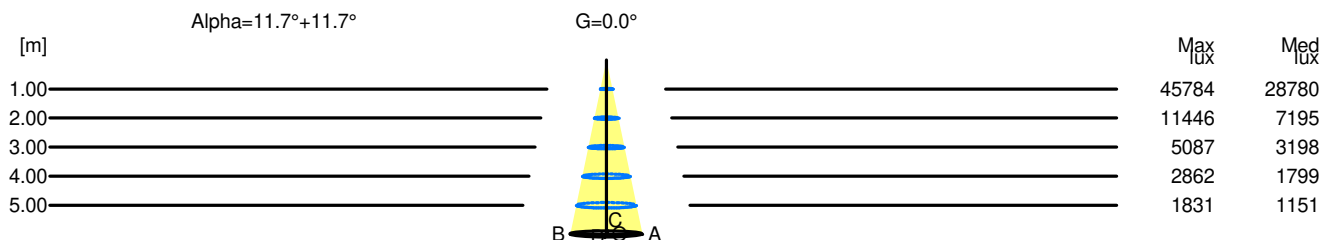
Code FTS1603420
Name SOSTITUTO LED 23° 3000K

Luminaire Flux	9277 lm	Luminaire Power	106.0 W	Efficacy	87.518 lm/W	Efficiency	100.00%
Source Flux	9277 lm	Maximum value	4935.27 cd/klm	Position	C=0.00 G=0.00	CG	Rotosymmetrical
Rectangular Luminaire		Length	600 mm	Width	318 mm	Height	60 mm
Rectangular Luminous Area		Length	260 mm	Width	265 mm	Height	10 mm
Horizontal Luminous Area		0.068900 m2		Emitting area on Plane 180°		0.002600 m2	
Emitting area on Plane 0°		0.002600 m2		Emitting area on Plane 270°		0.002650 m2	
Emitting area on Plane 90°		0.002650 m2		Glare area at 76°		0.019191 m2	
Coordinate system		CG		Symmetry Type		Rotosymmetrical	
Date		03-02-2015		Maximum Gamma Angle		180	
Measurement Distance		0.00		Measurement Flux		9277 lm	
LED Flux=12048lm LED Power=90W Eff=77% EfcLed=134lm/W EfcLum=88lm/W Ra=80 SDCM=4 L70(6K)=51400							
C.I.E.	95 98 100 100 100			D DIN 5040	A60		
F UTE	1.00 A			B NBN	BZ 1		

Width at 50.00 % of Max Intensity

H[m]	1.00	2.00	3.00	4.00	5.00	H[m]	1.00	2.00	3.00	4.00	5.00
OA	0.21	0.42	0.62	0.83	1.04	OC	0.21	0.42	0.62	0.83	1.04
OB	0.21	0.42	0.62	0.83	1.04	OD	0.21	0.42	0.62	0.83	1.04

	Luminous Intensities [cd/klm]									
	0	5	15	25	35	45	55	65	75	85
OA	45784.34	40460.27	14266.37	1954.21	489.86	275.82	172.53	97.38	46.83	17.43
OB	45784.34	40460.27	14266.37	1954.21	489.86	275.82	172.53	97.38	46.83	17.43
OC	45784.34	40460.27	14266.37	1954.21	489.86	275.82	172.53	97.38	46.83	17.43
OD	45784.34	40460.27	14266.37	1954.21	489.86	275.82	172.53	97.38	46.83	17.43



H[m]	D[m]	Max lux	Med lux	Alpha=11.7°+11.7°	G=0.0
1.00	0.42	45784	28780		
2.00	0.83	11446	7195		
3.00	1.25	5087	3198		
4.00	1.66	2862	1799		
5.00	2.08	1831	1151		