

Luminaire

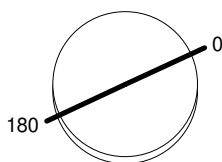
Code T4033SPW00
Name EGO 90R DO Spot 3000K ACC

Measurement

Code FTS1500994
Name EGO 90R DO Spot 3000K ACC

Luminaire Flux	220 lm	Luminaire Power	3.5 W	Efficacy	62.857 lm/W	Efficiency	100.00%
Source Flux	220 lm	Maximum value	24532.17 cd/klm	Position	C=0.00 G=180.00	CG	Rotosymmetrical
Round Luminaire		Diam.	90 mm	Height	100 mm		
Round Luminous Area		Diam.	35 mm	Height	0 mm		
Horizontal Luminous Area		0.000962 m2		Emitting area on Plane 180°		0.000000 m2	
Emitting area on Plane 0°		0.000000 m2		Emitting area on Plane 270°		0.000000 m2	
Emitting area on Plane 90°		0.000000 m2		Glare area at 76°		0.000233 m2	
Coordinate system		CG		Symmetry Type		Rotosymmetrical	
Date		19-02-2021		Maximum Gamma Angle		180	
Measurement Distance		0.00		Measurement Flux		220 lm	
LED Flux=291lm LED Power=3,2W Eff=76% EfcLed=91lm/W EfcLum=63lm/W CCT=3000K Ra=80 SDCM=4 L70(6K)=39300							
C.I.E.	0 0 0 0 100			D DIN 5040	--		
F UTE	1.00 T			B NBN	--		

Diam=90mm



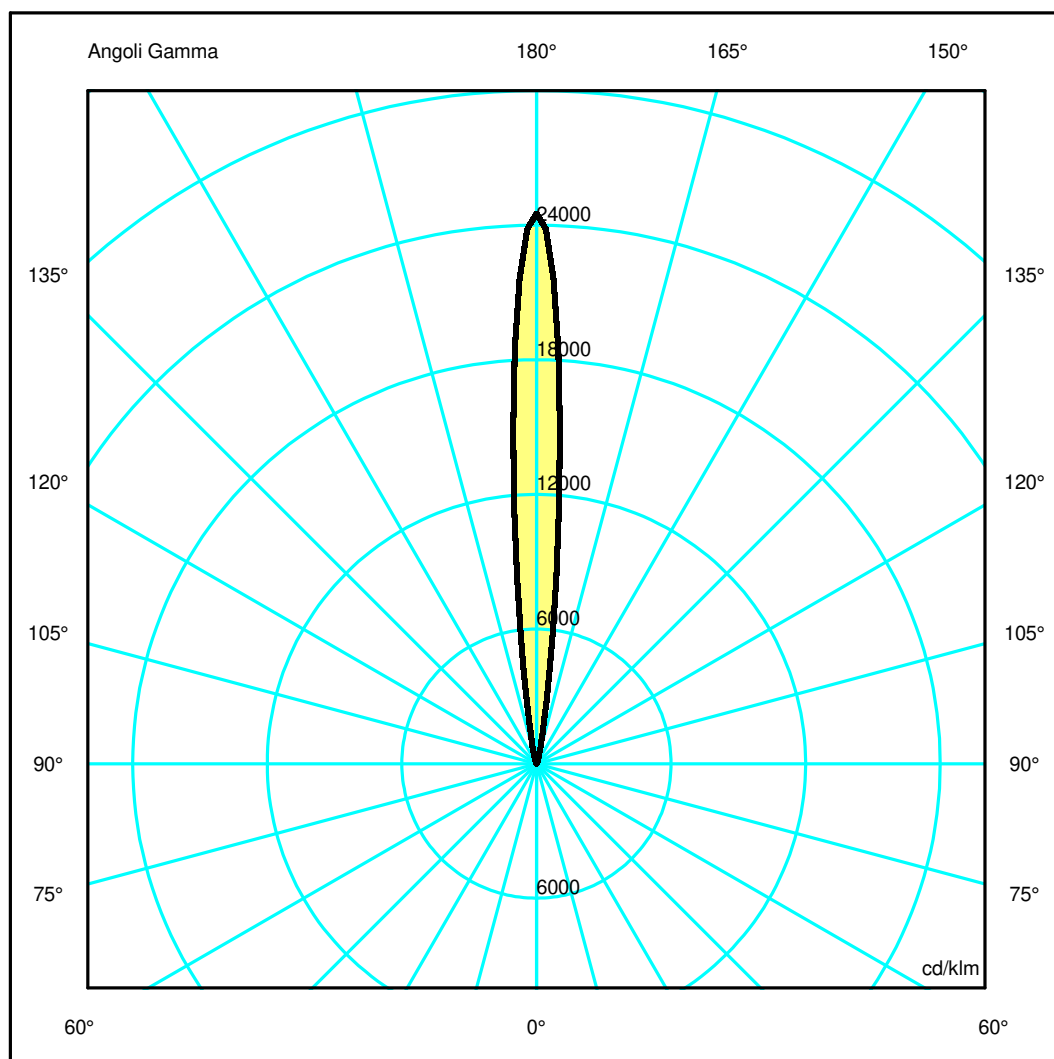
Semipiani C

180.0 ——— 0.0

ULOR100.00 %

DLOR 0.00 %

RN100.00 %



Luminaire

Code T4033SPW00
Name EGO 90R DO Spot 3000K ACC

Measurem.

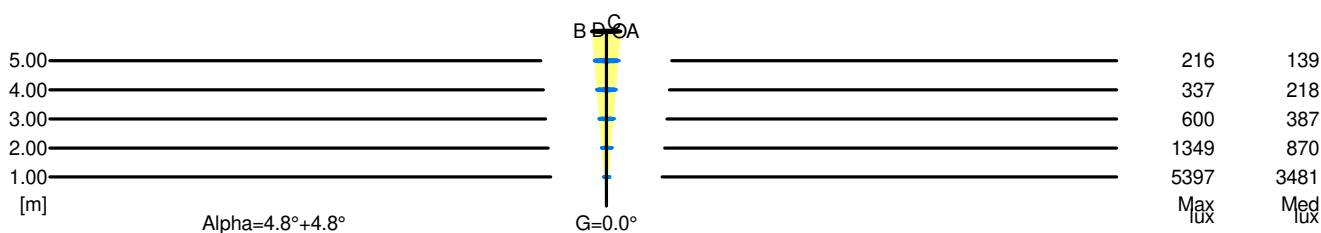
Code FTS1500994
Name EGO 90R DO Spot 3000K ACC

Luminaire Flux	220 lm	Luminaire Power	3.5 W	Efficacy	62.857 lm/W	Efficiency	100.00%
Source Flux	220 lm	Maximum value	24532.17 cd/klm	Position	C=0.00 G=180.00	CG	Rotosymmetrical
Round Luminaire		Diam.	90 mm	Height	100 mm		
Round Luminous Area		Diam.	35 mm	Height	0 mm		
Horizontal Luminous Area		0.000962 m2		Emitting area on Plane 180°		0.000000 m2	
Emitting area on Plane 0°		0.000000 m2		Emitting area on Plane 270°		0.000000 m2	
Emitting area on Plane 90°		0.000000 m2		Glare area at 76°		0.000233 m2	
Coordinate system		CG		Symmetry Type		Rotosymmetrical	
Date		19-02-2021		Maximum Gamma Angle		180	
Measurement Distance		0.00		Measurement Flux		220 lm	
LED Flux=291lm LED Power=3,2W Eff=76% EfcLed=91lm/W EfcLum=63lm/W CCT=3000K Ra=80 SDCM=4 L70(6K)=39300							
C.I.E.	0 0 0 0 100			D DIN 5040	--		
F UTE	1.00 T			B NBN	--		

Width at 50.00 % of Max Intensity

H[m]	1.00	2.00	3.00	4.00	5.00	H[m]	1.00	2.00	3.00	4.00	5.00
OA	0.08	0.17	0.25	0.33	0.42	OC	0.08	0.17	0.25	0.33	0.42
OB	0.08	0.17	0.25	0.33	0.42	OD	0.08	0.17	0.25	0.33	0.42

	Luminous Intensities [cd/klm]									
	0	5	15	25	35	45	55	65	75	85
OA	5397.08	2519.39	114.16	16.78	4.81	1.10	0.36	0.15	0.00	0.00
OB	5397.08	2519.39	114.16	16.78	4.81	1.10	0.36	0.15	0.00	0.00
OC	5397.08	2519.39	114.16	16.78	4.81	1.10	0.36	0.15	0.00	0.00
OD	5397.08	2519.39	114.16	16.78	4.81	1.10	0.36	0.15	0.00	0.00



5.00	0.83	216	139	
4.00	0.67	337	218	
3.00	0.50	600	387	
2.00	0.33	1349	870	
1.00	0.17	5397	3481	
H[m]	D[m]	Max lux	Med lux	Alpha=4.8°+4.8° G=0.0