

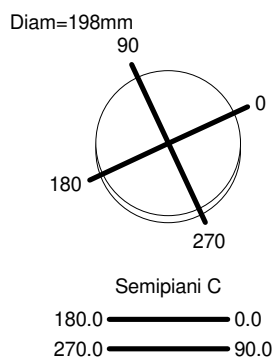
## Luminaire

Code T081900  
Name PIROSCAFO grigio

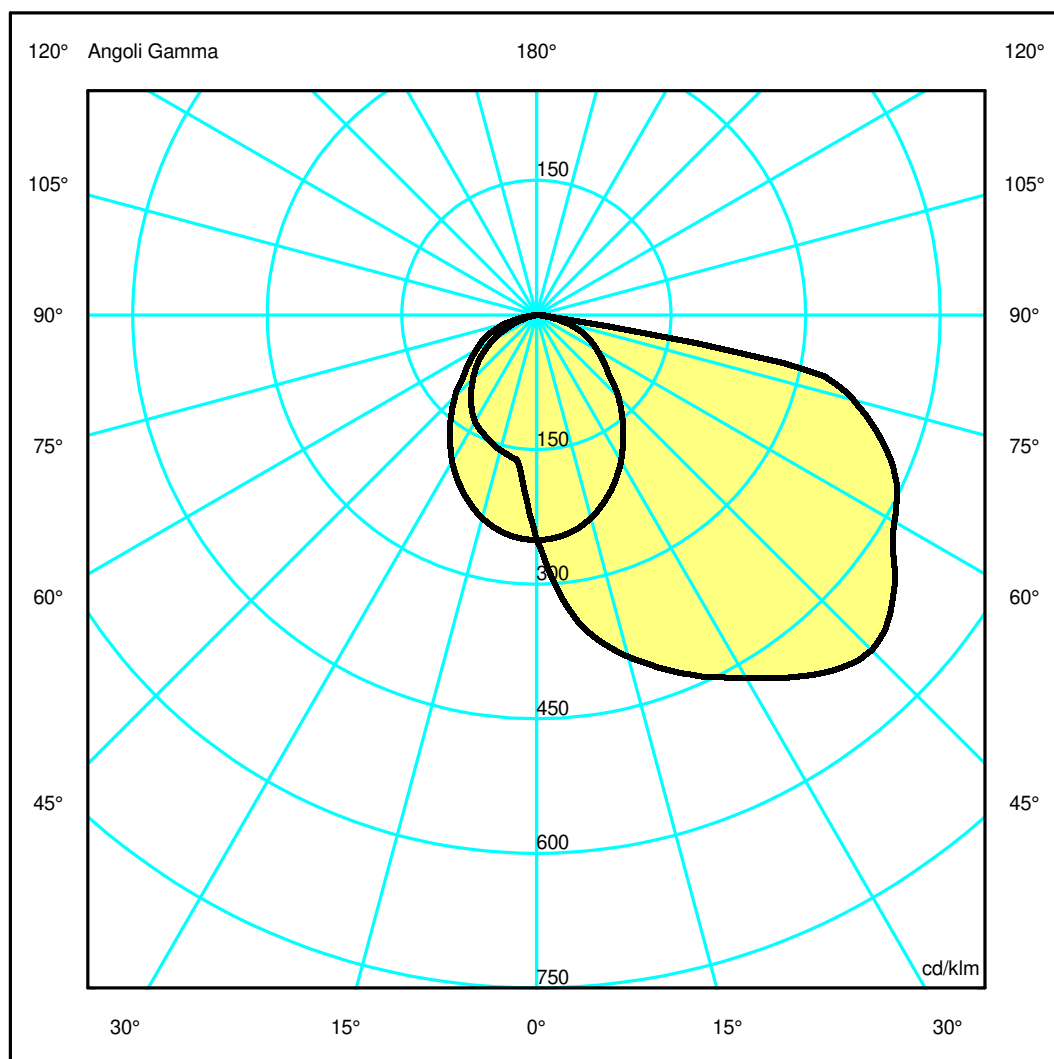
## Measurem.

Code FTS1502528-B  
Name PIROSCAFO grigio

Luminaire Flux	1123 lm	Luminaire Power	14.0 W	Efficacy	80.214 lm/W	Efficiency	100.00%
Source Flux	1123 lm	Maximum value	528.09 cd/klm	Position	C=0.00 G=45.00	CG	Sym. on planes 0-180
Round Luminaire		Diam.	198 mm	Height	274 mm		
Round Luminous Area		Diam.	180 mm	Height	0 mm		
Horizontal Luminous Area		0.025447 m2		Emitting area on Plane 180°		0.000000 m2	
Emitting area on Plane 0°		0.000000 m2		Emitting area on Plane 270°		0.000000 m2	
Emitting area on Plane 90°		0.000000 m2		Glare area at 76°		0.006156 m2	
Coordinate system		CG		Symmetry Type		Sym. on planes 0-180	
Date		19-06-2025		Maximum Gamma Angle		180	
Measurement Distance		0.00		Measurement Flux		1123 lm	
LED Flux=1458lm LED Power=12W Eff=77% EfcLed=123lm/W EfcLum=80lm/W CCT=3000K Ra=90 R9=50 SDCM=2 L70(11k)=61000h							
C.I.E.	40 75 96 100 100			D DIN 5040	A20		
F UTE	1.00 E			B NBN	BZ 5		



ULOR 0.01 %  
DLOR 99.99 %  
RN 0.01 %



## Luminaire

Code T081900  
Name PIROSCAFO grigio

## Measurem.

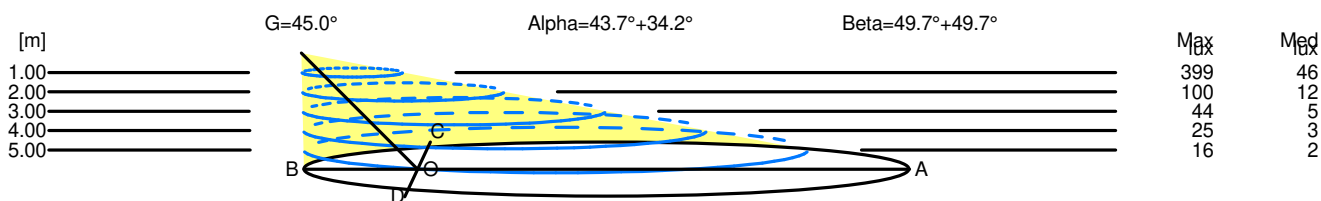
Code FTS1502528-B  
Name PIROSCAFO grigio

Luminaire Flux	1123 lm	Luminaire Power	14.0 W	Efficacy	80.214 lm/W	Efficiency	100.00%
Source Flux	1123 lm	Maximum value	528.09 cd/klm	Position	C=0.00 G=45.00	CG Sym. on planes 0-180	
Round Luminaire		Diam.	198 mm	Height	274 mm		
Round Luminous Area		Diam.	180 mm	Height	0 mm		
Horizontal Luminous Area		0.025447 m2		Emitting area on Plane 180°		0.000000 m2	
Emitting area on Plane 0°		0.000000 m2		Emitting area on Plane 270°		0.000000 m2	
Emitting area on Plane 90°		0.000000 m2		Glare area at 76°		0.006156 m2	
Coordinate system		CG		Symmetry Type		Sym. on planes 0-180	
Date		19-06-2025		Maximum Gamma Angle		180	
Measurement Distance		0.00		Measurement Flux		1123 lm	
LED Flux=1458lm LED Power=12W Eff=77% EfcLed=123lm/W EfcLum=80lm/W CCT=3000K Ra=90 R9=50 SDCM=2 L70(11k)=61000h							
C.I.E.	40 75 96 100 100			D DIN 5040	A20		
F UTE	1.00 E			B NBN	BZ 5		

Width at 50.00 % of Max Intensity

H[m]	1.00	2.00	3.00	4.00	5.00	H[m]	1.00	2.00	3.00	4.00	5.00
OA	4.23	8.46	12.69	16.92	21.15	OC	1.67	3.34	5.01	6.68	8.35
OB	0.98	1.96	2.93	3.91	4.89	OD	1.67	3.34	5.01	6.68	8.35

	Luminous Intensities [ cd/klm]									
	0	5	15	25	35	45	55	65	75	85
OA	281.33	354.01	442.34	499.93	553.61	593.05	546.58	497.17	411.17	14.15
OB	281.33	206.13	175.11	161.67	141.89	112.97	81.34	45.31	11.26	0.99
OC	281.33	279.44	262.92	231.12	189.08	144.73	102.48	73.19	39.23	6.34
OD	281.33	279.44	262.92	231.12	189.08	144.73	102.48	73.19	39.23	6.34



H[m]	D[m]	Max lux	Med lux	Alpha=43.7°+34.2°	G=45.0
1.00	5.21	399	46		
2.00	10.42	100	12		
3.00	15.63	44	5		
4.00	20.83	25	3		
5.00	26.04	16	2		

H[m]	D[m]	Max lux	Med lux	Beta=49.7°+49.7°	G=0.0
1.00	3.34	399	46		
2.00	6.68	100	12		
3.00	10.02	44	5		
4.00	13.36	25	3		
5.00	16.70	16	2		