

Luminaire

Code AA00001_DMX100

Name LOT RIFR.PROJ.LED R+W BCO - DMX - CH1 100 - CH2 255 - CH3 0 - CH4 0 - CH5 0 - CH6 0

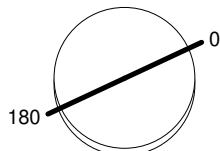
Measurem.

Code FTS1700254

Name LOT RIFR.PROJ.LED R+W BCO - DMX - CH1 100 - CH2 255 - CH3 0 - CH4 0 - CH5 0 - CH6 0

Luminaire Flux	2239.59 lm	Luminaire Power	60.00 W	Efficacy	37.33 lm/W	Efficiency	100.00%
Lamps Flux	2239.59 lm	Maximum value	2800.19 cd/klm	Position	C=0.00 G=0.00	CG	Rotosymmetrical
Round Luminaire		Diam.	185 mm	Height	80 mm		
Round Luminous Area		Diam.	105 mm	Height	0 mm		
Horizontal Luminous Area		0.008659 m2		Emitting area on Plane 180°		0.000000 m2	
Emitting area on Plane 0°		0.000000 m2		Emitting area on Plane 270°		0.000000 m2	
Emitting area on Plane 90°		0.000000 m2		Glare area at 76°		0.002095 m2	
Coordinate system		CG		Symmetry Type		Rotosymmetrical	
Date		16-03-2017		Maximum Gamma Angle		180	
Measurement Distance		0.00		Measurement Flux		2239.59 lm	
Continuous Power=60W Peak Power=85W CCT=2700K Ra=90 SDCM=2 L70(6K)=50000 h							
C.I.E.	93 98 100 100 100			D DIN 5040		A60	
F UTE	1.00 A			B NBN		BZ 1	

Diam=185mm



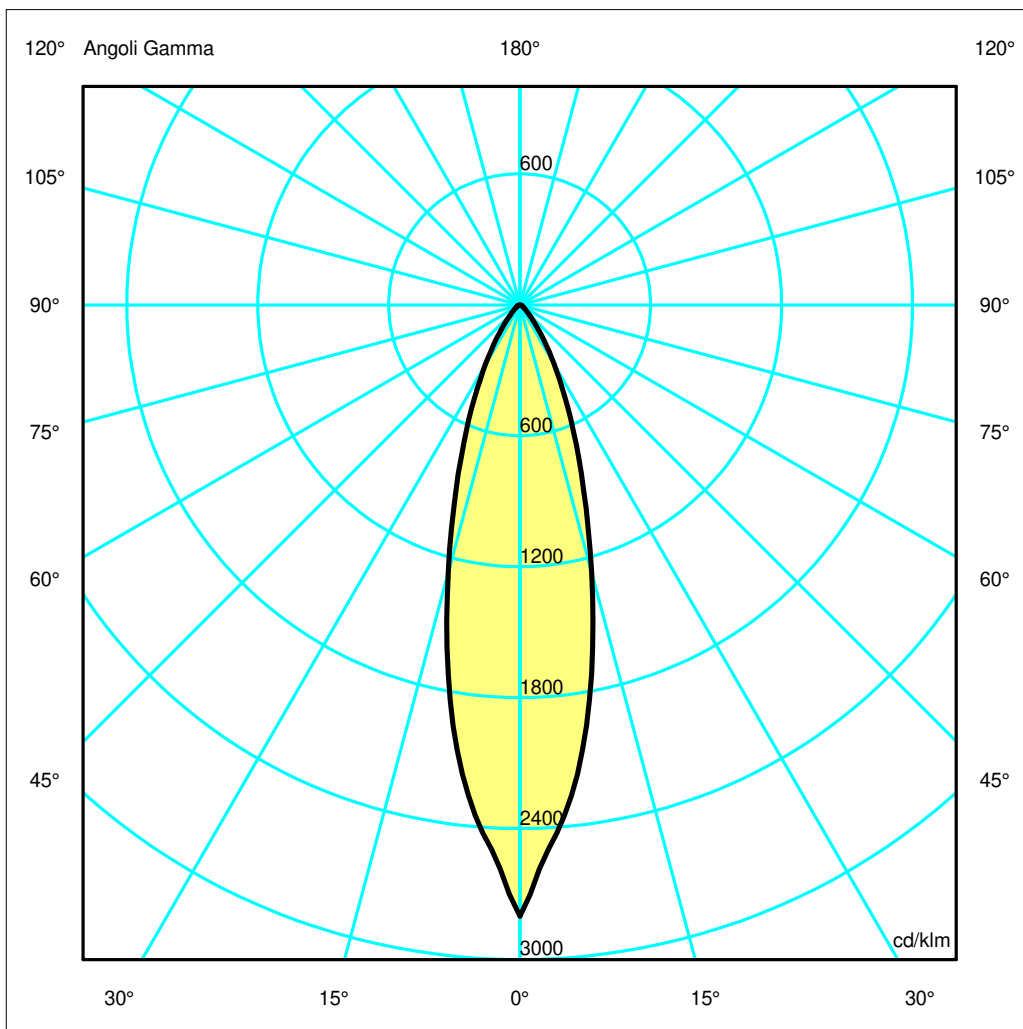
Semipiani C

180.0 — 0.0

ULOR 0.00 %

DLOR100.00 %

RN 0.00 %



Luminaire

Code AA00001_DMX100

Name LOT RIFR.PROJ.LED R+W BCO - DMX - CH1 100 - CH2 255 - CH3 0 - CH4 0 - CH5 0 - CH6 0

Measurem.

Code FTS1700254

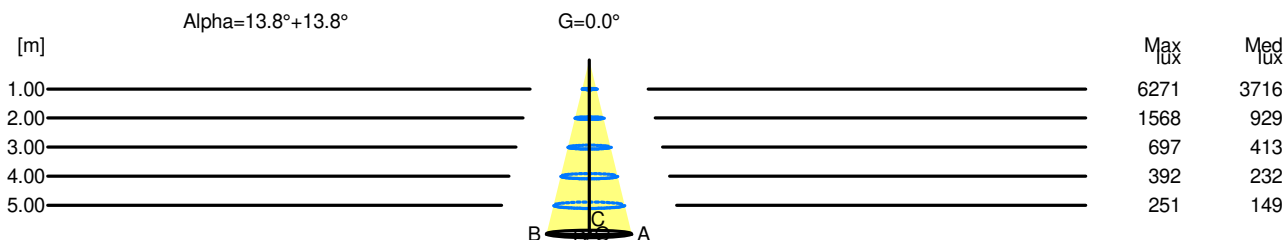
Name LOT RIFR.PROJ.LED R+W BCO - DMX - CH1 100 - CH2 255 - CH3 0 - CH4 0 - CH5 0 - CH6 0

Luminaire Flux	2239.59 lm	Luminaire Power	60.00 W	Efficacy	37.33 lm/W	Efficiency	100.00%
Lamps Flux	2239.59 lm	Maximum value	2800.19 cd/klm	Position	C=0.00 G=0.00	CG	Rotosymmetrical
Round Luminaire		Diam.	185 mm	Height	80 mm		
Round Luminous Area		Diam.	105 mm	Height	0 mm		
Horizontal Luminous Area		0.008659 m2		Emitting area on Plane 180°		0.000000 m2	
Emitting area on Plane 0°		0.000000 m2		Emitting area on Plane 270°		0.000000 m2	
Emitting area on Plane 90°		0.000000 m2		Glare area at 76°		0.002095 m2	
Coordinate system		CG		Symmetry Type		Rotosymmetrical	
Date		16-03-2017		Maximum Gamma Angle		180	
Measurement Distance		0.00		Measurement Flux		2239.59 lm	
Continuous Power=60W Peak Power=85W CCT=2700K Ra=90 SDCM=2 L70(6K)=50000 h							
C.I.E.	93 98 100 100 100			D DIN 5040		A60	
F UTE	1.00 A			B NBN		BZ 1	

Width at 50.00 % of Max Intensity

H[m]	1.00	2.00	3.00	4.00	5.00	H[m]	1.00	2.00	3.00	4.00	5.00
OA	0.25	0.49	0.74	0.98	1.23	OC	0.25	0.49	0.74	0.98	1.23
OB	0.25	0.49	0.74	0.98	1.23	OD	0.25	0.49	0.74	0.98	1.23

	Luminous Intensities [cd/klm]									
	0	5	15	25	35	45	55	65	75	85
OA	6271.28	5256.01	2843.29	1169.03	403.65	123.55	51.99	24.90	11.02	2.90
OB	6271.28	5256.01	2843.29	1169.03	403.65	123.55	51.99	24.90	11.02	2.90
OC	6271.28	5256.01	2843.29	1169.03	403.65	123.55	51.99	24.90	11.02	2.90
OD	6271.28	5256.01	2843.29	1169.03	403.65	123.55	51.99	24.90	11.02	2.90



H[m]	D[m]	Max lux	Med lux	Alpha=13.8°+13.8°	G=0.0
1.00	0.49	6271	3716		
2.00	0.98	1568	929		
3.00	1.47	697	413		
4.00	1.96	392	232		
5.00	2.45	251	149		